



Pompa • Yangın Söndürme Sistemleri • Hidrofor

**NİSAN**  
**FİYAT LİSTESİ**  
**2023**

## Monoblok Tek Kademeli Pompalar

Pompa Tipi	Motor			Bağlantı Ağızı		Fiyat	
	kW	HP	rpm	Emme	Basma		
SML	0.55	0.75	2900	1"	3/4"	360	€
SM	0.75	1	2900	1 1/4"	1 1/4"	380	€
SMH	1.1	1.5	2900	1 1/4"	1 1/4"	410	€

- Mekanik salmastralı ve şasesiz pompalardır.  
Emme - Basma çapları 1" - 1 1/4" - 1 1/2" - 2" olarak yapılabilir.

SLGM	0.55	0.75	2900	1"	1"	515	€
SLGM	0.75	1	2900	1 1/4"	1 1/4"	535	€
SLGHM	1.1	1.5	2900	1 1/4"	1 1/4"	565	€

- Mekanik salmastralı ve şaseli pompalardır.  
Emme - Basma çapları 1" - 1 1/4" - 1 1/2" - 2" olarak yapılabilir.

## Yatay Kendinden Emişli Pompalar

SRM	0.75	1	2900	1 1/4"	1 1/4"	620	€
JET M	0.75	1	2900	1 1/4"	1"	565	€
SPHM	0.75	1	2900	2"	2"	680	€
SP 1.5 M	1.1	1.5	2900	2"	2"	995	€

## Düşey Milli Pis Su Pompaları

PSTH 100M	1.1	1.5	1450	-	2"	1.085	€
PSTH 150M	1.1	1.5	1450	-	2"	1.115	€

## Dişli Pompalar

SDY 1M	0.55	0.75	1450	1"	1"	645	€
SDY 2M	0.75	1	1450	1"	1"	675	€
SDY 3M	1.1	1.5	1450	1"	1"	700	€

## Yatay Monoblok Tek Kademeli Pompalar

Pompa Tipi	Motor			Bağlantı Ağızı		Fiyat
	kW	HP	rpm	Emme	Basma	
SLGT 1	0.75	1	2900	1 1/4"	1 1/4"	500 €
SLGT 1.5	1.1	1.5	2900	1 1/4"	1 1/4"	530 €
SLGT	1.5	2	2900	1 1/4"	1 1/4"	555 €

- Bağlantı çapları 1" - 1 1/4" - 1 1/2" - 2" olarak ve mekanik salmastralı yapılabilir.

## Yatay Monoblok Çok Kademeli Pompalar

SLGT 2	1.5	2	2900	1 1/4"	1 1/4"	725 €
--------	-----	---	------	--------	--------	-------

## Yatay Kendinden Emişli Pompalar

Pompa Tipi	Motor			Bağlantı Ağızı		Fiyat
	kW	HP	rpm	Emme	Basma	
JET	0.75	1	2900	1 1/4"	1"	530 €

Pompa Tipi	Motor			Bağlantı Ağızı		Motorlu Pompa	Çıplak Pompa	Akuplaj (Şase + Kaplin TK)
	kW	HP	rpm	Emme	Basma			
SP 1	0.75	1	2900	2"	2"	925 €	755 €	185 €
SP 1.5	1.1	1.5	2900	2"	2"	935 €	755 €	185 €
SP 2	1.5	2	2900	2"	2"	965 €	755 €	185 €

Pompa Tipi	Motor			Bağlantı Ağızı		Fiyat
	kW	HP	rpm	Emme	Basma	
SRT	0.75	1	2900	1 1/4"	1 1/4"	585 €

Pompa Tipi	Motor			Bağlantı Ağızı		Motorlu Pompa	Çıplak Pompa	Akuplaj (Şase + Kaplin TK)
	kW	HP	rpm	Emme	Basma			
RK 4	4	5.5	2900	4"	4"	1.390 €	925 €	285 €
RK 4	5.5	7.5	2900	4"	4"	1.530 €	925 €	285 €
RK 4	7.5	10	2900	4"	4"	1.590 €	925 €	285 €

## Yatay ve Tek Kademeli Kaplinli Pompalar

Pompa Tipi	Motor			Bağlantı Ağızı		Motorlu Pompa	Çıplak Pompa	Akuplaj (Şase + Kaplin TK)
	kW	HP	rpm	Emme	Basma			
SLG 1	0.55	0.75	2900	1"	1"	- €	580 €	165 €
SLG 1	0.75	1	2900	1"	1"	760 €	580 €	165 €

## Dikey Milli Pis Su Pompaları

Pompa Tipi	Motor			Bağlantı Ağızı		Fiyat
	kW	HP	rpm	Emme	Basma	
PST 100	0.75	1	1450	-	2"	1.050 €
PST 150	0.75	1	1450	-	2"	1.065 €
PSTH 100	1.1	1.5	1450	-	2"	1.085 €
PSTH 150	1.1	1.5	1450	-	2"	1.095 €

## Dişli Pompalar

Pompa Tipi	Motor			Bağlantı Ağızı		Motorlu Pompa	Çıplak Pompa	Akuplaj (Şase + Kaplin TK)
	kW	HP	rpm	Emme	Basma			
SDY 1	0.37	0.5	1450	1"	1"	605 €	395 €	160 €
SDY 2	0.55	0.75	1450	1"	1"	645 €	395 €	160 €
SDY 3	0.75	1	1450	1"	1"	670 €	395 €	160 €
SDY 4	1.1	1.5	1450	1 1/4"	1 1/4"	725 €	435 €	165 €
SDY 5	1.5	2	1450	1 1/4"	1 1/4"	765 €	435 €	165 €

## Yatay Milli Çok Kademeli Pompalar

Pompa Tipi	Motor			Bağlantı Ağızı		Motorlu Pompa	Çıplak Pompa	Akuplaj (Şase + Kaplin TK)
	kW	HP	rpm	Emme	Basma			
SCN 3	1.1	1.5	2900	1 1/4"	1 1/4"	1.250 €	1.065 €	255 €
SCN 4	1.5	2	2900	1 1/4"	1 1/4"	1.390 €	1.185 €	265 €
SCN 5	2.2	3	2900	1 1/4"	1 1/4"	1.540 €	1.310 €	280 €
SCN 6	2.2	3	2900	1 1/4"	1 1/4"	1.645 €	1.430 €	280 €
SCN 7	3	4	2900	1 1/4"	1 1/4"	1.815 €	1.545 €	290 €
SCN 8	3	4	2900	1 1/4"	1 1/4"	1.910 €	1.660 €	290 €
SCN 9	4	5.5	2900	1 1/4"	1 1/4"	2.195 €	1.855 €	315 €
SCN 10	4	5.5	2900	1 1/4"	1 1/4"	2.290 €	1.970 €	315 €
SCN 11	5.5	7.5	2900	1 1/4"	1 1/4"	2.560 €	2.095 €	345 €
SCN 12	5.5	7.5	2900	1 1/4"	1 1/4"	2.665 €	2.215 €	350 €

GRV 3	2.2	3	2900	1 1/2"	1 1/2"	1.475 €	1.245 €	260 €
GRV 4	3	4	2900	1 1/2"	1 1/2"	1.660 €	1.375 €	275 €
GRV 5	4	5.5	2900	1 1/2"	1 1/2"	1.880 €	1.515 €	280 €
GRV 6	5.5	7.5	2900	1 1/2"	1 1/2"	2.200 €	1.680 €	325 €
GRV 7	5.5	7.5	2900	1 1/2"	1 1/2"	2.330 €	1.835 €	330 €
GRV 8	7.5	10	2900	1 1/2"	1 1/2"	2.525 €	1.975 €	350 €
GRV 9	7.5	10	2900	1 1/2"	1 1/2"	2.720 €	2.200 €	360 €
GRV 10	7.5	10	2900	1 1/2"	1 1/2"	2.845 €	2.340 €	370 €
GRV 11	11	15	2900	1 1/2"	1 1/2"	3.380 €	2.505 €	435 €
GRV 12	11	15	2900	1 1/2"	1 1/2"	3.530 €	2.660 €	455 €

## Dikey Milli Çok Kademeli Pompalar

Pompa Tipi	Motor			Bağlantı Ağızı		Fiyat
	kW	HP	rpm	Emme	Basma	
SKM-V 32/2	3	4	2900	1 1/2"	1 1/4"	1.255 €
SKM-V 32/3	4	5.5	2900	1 1/2"	1 1/4"	1.490 €
SKM-V 32/4	5.5	7.5	2900	1 1/2"	1 1/4"	1.775 €
SKM-V 32/5	7.5	10	2900	1 1/2"	1 1/4"	1.985 €
SKM-V 32/6	11	15	2900	1 1/2"	1 1/4"	2.420 €
SKM-V 32/7	11	15	2900	1 1/2"	1 1/4"	2.555 €

SKM-V 40/2	7.5	10	2900	2"	1 1/2"	1.805 €
SKM-V 40/3	11	15	2900	2"	1 1/2"	2.410 €
SKM-V 40/4	15	20	2900	2"	1 1/2"	2.750 €
SKM-V 40/5	18.5	25	2900	2"	1 1/2"	3.125 €

SKM-V 50/2	11	15	2900	2 1/2"	2"	2.455 €
SKM-V 50/2	15	20	2900	2 1/2"	2"	2.570 €
SKM-V 50/3	18.5	25	2900	2 1/2"	2"	2.970 €
SKM-V 50/3	22	30	2900	2 1/2"	2"	3.370 €
SKM-V 50/4	22	30	2900	2 1/2"	2"	3.615 €
SKM-V 50/4	30	40	2900	2 1/2"	2"	4.305 €

SKM-V 65/2	22	30	2900	3"	2 1/2"	3.815 €
SKM-V 65/2	30	40	2900	3"	2 1/2"	4.605 €
SKM-V 65/3	37	50	2900	3"	2 1/2"	5.235 €
SKM-V 65/3	45	60	2900	3"	2 1/2"	6.115 €

## Dikey Milli Çok Kademeli Pompalar

GRV VD 3	1.5	2	2900	1 1/4"	1 1/4"	725 €
GRV VD 4	2.2	3	2900	1 1/4"	1 1/4"	815 €
GRV VD 5	3	4	2900	1 1/4"	1 1/4"	935 €
GRV VD 6	4	5.5	2900	1 1/4"	1 1/4"	1.095 €
GRV VD 7	4	5.5	2900	1 1/4"	1 1/4"	1.145 €
GRV VD 8	5.5	7.5	2900	1 1/4"	1 1/4"	1.350 €
GRV VD 9	5.5	7.5	2900	1 1/4"	1 1/4"	1.405 €
GRV VD 10	7.5	10	2900	1 1/4"	1 1/4"	1.520 €

## Dikey Milli Çok Kademeli Pompalar

Pompa Tipi	Motor			Bağlantı Ağızı		Fiyat
	kW	HP	rpm	Emme	Basma	
SBT-V 80/5	0.75	1	2900	1 1/4"	1"	375 €
SBT-V 80/6	0.75	1	2900	1 1/4"	1"	390 €
SBT-V 80/7	1.1	1.5	2900	1 1/4"	1"	425 €
SBT-V 80/8	1.1	1.5	2900	1 1/4"	1"	435 €
SBT-V 80/9	1.1	1.5	2900	1 1/4"	1"	445 €
SBT-V 80/10	1.5	2	2900	1 1/4"	1"	450 €
SBT-V 80/11	1.5	2	2900	1 1/4"	1"	460 €
SBT-V 80/12	1.5	2	2900	1 1/4"	1"	475 €
SBM-V 80/5	0.75	1	2900	1 1/4"	1"	425 €
SBM-V 80/6	0.75	1	2900	1 1/4"	1"	435 €
SBM-V 80/7	1.1	1.5	2900	1 1/4"	1"	470 €
SBM-V 80/8	1.1	1.5	2900	1 1/4"	1"	480 €
SBM-V 80/9	1.1	1.5	2900	1 1/4"	1"	495 €
SBT-V 90/4	1.5	2	2900	1 1/4"	1"	450 €
SBT-V 90/5	2.2	3	2900	1 1/4"	1"	545 €
SBT-V 90/6	2.2	3	2900	1 1/4"	1"	570 €
SBT-V 90/7	3	4	2900	1 1/4"	1"	605 €
SBT-V 90/8	3	4	2900	1 1/4"	1"	620 €
SBT-V 90/9	3	4	2900	1 1/4"	1"	645 €
SBM-V 90/4	1.5	2	2900	1 1/4"	1"	545 €
SBM-V 90/5	2.2	3	2900	1 1/4"	1"	585 €
SBM-V 90/6	2.2	3	2900	1 1/4"	1"	605 €
SBT-V 100/3	3	4	2900	1 1/2"	1 1/2"	635 €
SBT-V 100/4	4	5.5	2900	1 1/2"	1 1/2"	660 €
SBT-V 100/5	5.5	7.5	2900	1 1/2"	1 1/2"	735 €
SBT-V 100/6	5.5	7.5	2900	1 1/2"	1 1/2"	765 €
SBT-V 100/7	5.5	7.5	2900	1 1/2"	1 1/2"	800 €
SBT-V 130/2	4	5.5	2900	2 1/2"	2"	915 €
SBT-V 130/3	5.5	7.5	2900	2 1/2"	2"	1.130 €
SBT-V 130/4	7.5	10	2900	2 1/2"	2"	1.230 €
SBT-V 130/5	11	15	2900	2 1/2"	2"	1.715 €
SBT-V 130/6	11	15	2900	2 1/2"	2"	1.735 €
SBT-V 130/7	11	15	2900	2 1/2"	2"	1.755 €
SBT-V 130/7	15	20	2900	2 1/2"	2"	1.930 €

**SBT-V: Trifaze motorlu**

**SBM-V: Monofaze motorlu**

## Yatay Milli Çok Kademeli Pompalar

Pompa Tipi	Motor			Bağlantı Ağızı		Fiyat
	kW	HP	rpm	Emme	Basma	
SBT 80/5	0.75	1	2900	1 1/4"	1"	350 €
SBT 80/6	0.75	1	2900	1 1/4"	1"	365 €
SBT 80/7	1.1	1.5	2900	1 1/4"	1"	395 €
SBT 80/8	1.1	1.5	2900	1 1/4"	1"	405 €
SBT 80/9	1.1	1.5	2900	1 1/4"	1"	415 €
SBT 80/10	1.5	2	2900	1 1/4"	1"	420 €
SBT 80/11	1.5	2	2900	1 1/4"	1"	425 €
SBT 80/12	1.5	2	2900	1 1/4"	1"	445 €
SBM 80/5	0.75	1	2900	1 1/4"	1"	400 €
SBM 80/6	0.75	1	2900	1 1/4"	1"	410 €
SBM 80/7	1.1	1.5	2900	1 1/4"	1"	440 €
SBM 80/8	1.1	1.5	2900	1 1/4"	1"	450 €
SBM 80/9	1.1	1.5	2900	1 1/4"	1"	465 €
SBT 90/4	1.5	2	2900	1 1/4"	1"	430 €
SBT 90/5	2.2	3	2900	1 1/4"	1"	520 €
SBT 90/6	2.2	3	2900	1 1/4"	1"	540 €
SBT 90/7	3	4	2900	1 1/4"	1"	575 €
SBT 90/8	3	4	2900	1 1/4"	1"	590 €
SBT 90/9	3	4	2900	1 1/4"	1"	615 €
SBM 90/4	1.5	2	2900	1 1/4"	1"	520 €
SBM 90/5	2.2	3	2900	1 1/4"	1"	565 €
SBM 90/6	2.2	3	2900	1 1/4"	1"	580 €
SBT 100/3	3	4	2900	1 1/2"	1 1/2"	610 €
SBT 100/4	4	5.5	2900	1 1/2"	1 1/2"	635 €
SBT 100/5	5.5	7.5	2900	1 1/2"	1 1/2"	710 €
SBT 100/6	5.5	7.5	2900	1 1/2"	1 1/2"	740 €
SBT 100/7	5.5	7.5	2900	1 1/2"	1 1/2"	775 €

SBT: Trifaze motorlu

SBM: Monofaze motorlu

# ECO SNT

EN 733 Norm Santrifüj  
Pompalar





## ECO SNT 2900 rpm

Pompa Tipi	Devir Sayısı [rpm]	Motor Gücü [kW]	Q: Debi												
			m3/h	0	6	12	15	18	21	24	27	30	33	36	39
			l/min	0	100	200	250	300	350	400	450	500	550	600	650
H: Basma Yüksekliği [m]															
ECO SNT 32-125	2900	1.5		16.2	16.0	15.2	14.6	13.6	12.2	10.2					
ECO SNT 32-125	2900	2.2		21.4	21.4	20.9	20.4	19.6	18.5	17.0	15.0	12.4			
ECO SNT 32-125	2900	3		26.0	26.0	25.8	25.5	24.8	24.0	23.0	21.4	19.4	16.9	14.0	
ECO SNT 32-125	2900	4		29.2	29.2	29.0	28.8	28.4	27.8	26.8	25.6	24.0	22.2	19.8	17.2
ECO SNT 32-160	2900	2.2		25.1	25.0	24.1	23.0	21.4	19.2	16.0					
ECO SNT 32-160	2900	3		30.3	30.2	29.5	28.5	27.0	25.2	22.4	18.8	14.2			
ECO SNT 32-160	2900	4		36.6	36.3	35.8	35.0	33.8	32.2	30.0	26.8	23.0	17.8		
ECO SNT 32-160	2900	5.5		44.0	43.6	43.2	42.6	41.8	40.5	38.8	36.2	32.8	28.8	24.0	
ECO SNT 32-200	2900	5.5		42	42	42	41	40	39	37	35	32	28	24	
ECO SNT 32-200	2900	7.5		53	53	53	52	52	51	50	48	45	43	39	35
ECO SNT 32-200	2900	11		69	69	69	69	68	68	67	66	64	63	60	57
ECO SNT 32-250	2900	7.5		60	59	59	58	56	54	50					
ECO SNT 32-250	2900	11		74	74	73	72	71	69	67	63	59	54		
ECO SNT 32-250	2900	15		91	91	91	90	89	89	87	85	81	78	73	66
ECO SNT 32-250	2900	18.5		106	106	105	105	105	104	104	103	101	98	94	88
ECO SNT 32-250	2900	22		108	108	108	108	107	107	106	105	103	100	97	91

## ECO SNT 2900 rpm

Pompa Tipi	Devir Sayısı [rpm]	Motor Gücü [kW]	Q: Debi												
			m3/h	0	15	21	27	30	33	36	39	45	51	57	66
			l/min	0	250	350	450	500	550	600	650	750	850	950	1100
H: Basma Yüksekliği [m]															
ECO SNT 40-125	2900	2.2		18.3	17.6	16.7	15.2	14.0	12.7	11.0	9.0				
ECO SNT 40-125	2900	3		23.4	22.9	22.1	20.8	19.8	18.7	17.3	15.5	11.3			
ECO SNT 40-125	2900	4		28.1	27.7	27.0	26.0	25.2	24.2	23.0	21.5	17.8	13.0		
ECO SNT 40-125	2900	5.5		31.1	30.7	30.2	29.2	28.5	27.6	26.5	25.3	22.1	17.7		
ECO SNT 40-160	2900	4		28.4	28.2	27.7	26.7	26.0	25.2	24.0	23.0	20.0	16.3		
ECO SNT 40-160	2900	5.5		35.8	35.8	35.2	34.5	33.8	33.1	32.2	31.2	28.7	25.5	21.5	
ECO SNT 40-160	2900	7.5		44.0	43.8	43.5	43.0	42.4	42.0	41.2	40.3	38.4	35.7	32.3	
ECO SNT 40-200	2900	7.5		40	39	39	38	38	37	36	35	32	28		
ECO SNT 40-200	2900	11		52	52	52	51	51	50	49	48	46	43	38	
ECO SNT 40-200	2900	15		65	65	65	65	64	64	63	62	61	58	54	48
ECO SNT 40-200	2900	18.5		70	70	70	69	69	68	68	67	66	63	60	54
ECO SNT 40-250	2900	15		63	63	63	62	62	61	60	59	57	53	48	38
ECO SNT 40-250	2900	18.5		73	72	72	72	72	71	71	70	67	64	60	51
ECO SNT 40-250	2900	22		82	82	82	82	81	81	81	80	78	75	72	64
ECO SNT 40-250	2900	30		97	97	97	97	97	96	96	96	95	93	90	85

Kapasite tablolarındaki degerler bilgi amaçlı olup. pompaların nihai seçimi online seçim programından yapılmalıdır.

## ECO SNT 2900 rpm

Pompa Tipi	Devir Sayısı [rpm]	Motor Gücü [kW]	Q: Debi													
			m3/h	0	24	36	48	54	60	66	72	78	84	96	108	
			l/min	0	400	600	800	900	1000	1100	1200	1300	1400	1600	1800	
			H: Basma Yüksekliği [m]													
ECO SNT 50-125	2900	3		16.0	15.0	14.0	12.3	11.3	10.2	9.0						
ECO SNT 50-125	2900	4		20.8	20.2	19.0	17.7	16.8	15.8	14.7	13.3	12.0				
ECO SNT 50-125	2900	5.5		25.5	25.2	24.2	23.0	22.2	21.3	20.2	19.0	17.7	16.2			
ECO SNT 50-125	2900	7.5		30.2	30.0	29.2	28.2	27.4	26.5	25.6	24.3	23.0	21.6	18.0		
ECO SNT 50-160	2900	5.5		26.1	25.7	25.0	23.8	23.0	21.8	20.5	19.0					
ECO SNT 50-160	2900	7.5		31.3	31.0	30.5	29.4	28.5	27.6	26.5	25.0	23.2	21.3	16.3		
ECO SNT 50-160	2900	11		39.0	39.0	38.5	37.7	37.0	36.2	35.2	34.0	32.5	31.0	26.6	21.2	
ECO SNT 50-160	2900	15		44.5	44.6	44.2	43.8	43.0	42.4	41.6	40.5	39.0	37.6	34.0	29.0	
ECO SNT 50-200	2900	11		42	42	41	40	39	38	37	35	34	32			
ECO SNT 50-200	2900	15		52	52	52	51	50	49	48	47	45	43	40		
ECO SNT 50-200	2900	18.5		60	60	60	59	58	58	57	55	54	52	49		
ECO SNT 50-200	2900	22		68	68	68	68	67	67	66	65	63	62	59	55	
ECO SNT 50-250	2900	18.5		59	58	58	56	55	54	52	50	47	44	37		
ECO SNT 50-250	2900	22		68	68	68	66	65	64	62	60	58	55	49		
ECO SNT 50-250	2900	30		87	87	87	86	85	84	83	81	79	77	72	66	
ECO SNT 50-250	2900	37		100	99	99	99	98	97	96	94	92	90	86	82	

## ECO SNT 2900 rpm

Pompa Tipi	Devir Sayısı [rpm]	Motor Gücü [kW]	Q: Debi													
			m3/h	0	54	72	78	84	90	96	102	108	120	138	162	
			l/min	0	900	1200	1300	1400	1500	1600	1700	1800	2000	2300	2700	
			H: Basma Yüksekliği [m]													
ECO SNT 65-125	2900	5.5		21.2	19.5	18.0	17.2	16.5	15.6	14.7	13.7	12.6	10.0	5.6		
ECO SNT 65-125	2900	7.5		27.0	25.6	24.0	23.3	22.6	21.8	20.8	19.8	18.7	16.3	12.0		
ECO SNT 65-125	2900	11		28.8	27.4	25.8	25.2	24.4	23.6	22.7	21.7	20.7	18.2	14.0		
ECO SNT 65-160	2900	7.5		28.0	26.7	25.0	24.3	23.4	22.4	21.2	19.8	18.3				
ECO SNT 65-160	2900	11		36.0	35.2	34.0	33.2	32.5	31.5	30.5	29.2	28.0	25.0			
ECO SNT 65-160	2900	15		43.2	42.8	41.8	41.2	40.5	39.8	39.0	38.0	36.8	34.0			
ECO SNT 65-200	2900	15		43	42	41	40	39	38	37	36	34	31	26		
ECO SNT 65-200	2900	18.5		49	49	47	46	46	45	44	43	42	39	34		
ECO SNT 65-200	2900	22		55	54	53	53	52	51	50	50	48	46	41	33	
ECO SNT 65-200	2900	30		67	67	66	65	65	64	64	63	62	61	57	50	
ECO SNT 65-250	2900	30		70	69	68	67	66	65	64	62	60	56	48		
ECO SNT 65-250	2900	37		81	80	79	79	78	77	76	75	73	69	62	50	
ECO SNT 65-250	2900	45		91	90	90	89	89	88	87	86	85	82	76	65	
ECO SNT 65-250	2900	55		101	101	101	100	100	100	99	98	98	95	90	80	

Kapasite tablolarındaki degerler bilgi amaçlı olup, pompaların nihai seçimi online seçim programından yapılmalıdır.

## ECO SNT 2900 rpm

Pompa Tipi	Devir Sayısı [rpm]	Motor Gücü [kW]	Q: Debi												
			m3/h	0	90	108	126	144	156	168	180	192	204	216	240
			l/min	0	1500	1800	2100	2400	2600	2800	3000	3200	3400	3600	4000
H: Basma Yüksekliği [m]															
ECO SNT 80-160	2900	11		25.4	23.7	22.4	20.8	19.0	17.6	16.0					
ECO SNT 80-160	2900	15		31.3	29.7	28.7	27.4	26.0	24.8	23.4	21.9	20.4	18.5	16.6	
ECO SNT 80-160	2900	18		36.0	34.6	33.8	32.8	31.4	30.4	29.2	28.0	26.5	25.0	23.2	19.2
ECO SNT 80-160	2900	22		40.0	38.7	38.0	37.0	36.0	35.0	34.0	32.8	31.5	30.0	28.5	24.7
ECO SNT 80-160	2900	30		42.7	41.6	41.0	40.4	39.3	38.5	37.5	36.5	35.2	34.0	32.2	28.7
ECO SNT 80-200	2900	22		43	41	40	38	36	35	33	31	29	26		
ECO SNT 80-200	2900	30		53	51	51	49	48	46	45	43	41	39	37	
ECO SNT 80-200	2900	37		60	59	59	58	56	55	54	52	50	48	46	42
ECO SNT 80-200	2900	45		67	66	66	65	64	63	62	60	58	57	55	52
ECO SNT 80-250	2900	37		64	63	61	59	56	54	51	48	44			
ECO SNT 80-250	2900	45		74	72	71	69	67	65	62	60	57	53	49	
ECO SNT 80-250	2900	55		84	83	82	80	78	77	75	72	70	67	63	
ECO SNT 80-250	2900	75		101	100	100	99	97	96	95	93	91	89	87	81
ECO SNT 80-250	2900	90		106	106	105	105	104	103	101	100	98	96	94	89

## ECO SNT 2900 rpm

Pompa Tipi	Devir Sayısı [rpm]	Motor Gücü [kW]	Q: Debi												
			m3/h	0	108	144	168	192	204	216	228	240	264	288	312
			l/min	0	1800	2400	2800	3200	3400	3600	3800	4000	4400	4800	5200
H: Basma Yüksekliği [m]															
ECO SNT 100-160	2900	22		36.2	35.0	33.5	32.1	30.5	29.6	28.6	27.5				
ECO SNT 100-160	2900	30		43.3	42.6	41.3	40.0	38.4	37.6	36.6	35.5	34.3	31.7	29.0	25.8
ECO SNT 100-160	2900	37		47.3	47.0	45.6	44.4	42.8	41.8	40.8	39.6	38.5	36.0	33.3	30.2
ECO SNT 100-200	2900	30		43	43	42	41	40	39	38	37	36			
ECO SNT 100-200	2900	37		48	49	48	47	46	45	44	43	42	41	38	35
ECO SNT 100-200	2900	45		54	55	54	53	52	52	51	50	50	48	46	43
ECO SNT 100-200	2900	55		63	64	63	63	62	62	61	61	60	58	56	54
ECO SNT 100-250	2900	45		60	62	60	58	55	53	51	48	46	40	35	
ECO SNT 100-250	2900	55		69	71	70	68	65	63	62	60	58	53	48	
ECO SNT 100-250	2900	75		85	87	86	85	83	82	81	79	78	75	71	66
ECO SNT 100-250	2900	90		98	100	99	99	98	97	97	96	95	93	90	86

## ECO SNT 2900 rpm

Pompa Tipi	Devir Sayısı [rpm]	Motor Gücü [kW]	Q: Debi												
			m3/h	0	210	246	282	318	354	372	390	408	426	462	504
			l/min	0	3500	4100	4700	5300	5900	6200	6500	6800	7100	7700	8400
H: Basma Yüksekliği [m]															
ECO SNT 125-200	2900	55		42	41	41	40	39	38	38	37	36	35	33	29
ECO SNT 125-200	2900	75		58	55	55	54	54	53	52	52	51	50	48	44
ECO SNT 125-200	2900	90		61	58	58	57	57	56	55	55	54	53	51	47

Kapasite tablolarındaki degerler bilgi amaçlı olup. pompaların nihai seçimi online seçim programından yapılmalıdır.

## ECO SNT 1450 rpm

Pompa Tipi	Devir Sayısı [rpm]	Motor Gücü [kW]	Q: Debi												
			m3/h	0	3	6	9	12	15	18	21	24			
			l/min	0	50	100	150	200	250	300	350	400			
H: Basma Yüksekliği [m]															
ECO SNT 32-125	1450	0.37		6.2	6.2	6.1	5.8	5.3	4.5	3.3					
ECO SNT 32-125	1450	0.55		7.3	7.3	7.2	7.1	6.7	5.9	4.9	3.5				
ECO SNT 32-160	1450	0.37		7.1	7.1	6.9	6.2	5.0	3.2						
ECO SNT 32-160	1450	0.55		9.3	9.3	9.1	8.6	7.7	6.1	3.9					
ECO SNT 32-160	1450	0.75		10.5	10.4	10.3	9.9	9.1	7.8	5.9					
ECO SNT 32-200	1450	0.75		10.8	10.7	10.5	10.1	9.4	8.2	6.4	4.0				
ECO SNT 32-200	1450	1.1		14.3	14.2	14.1	13.9	13.4	12.5	11.0	9.0	6.1			
ECO SNT 32-200	1450	1.5		16.7	16.6	16.5	16.4	16.1	15.4	14.3	12.5	10.0			
ECO SNT 32-250	1450	1.1		14.3	14.3	14.0	13.4	12.1	9.5	5.0					
ECO SNT 32-250	1450	1.5		18.3	18.3	18.2	17.7	16.8	14.8	11.3					
ECO SNT 32-250	1450	2.2		24.2	24.1	24.0	23.8	23.4	22.3	20.2	16.3				
ECO SNT 32-250	1450	3		25.5	25.4	25.3	25.2	25.0	24.0	22.3	18.9				

## ECO SNT 1450 rpm

Pompa Tipi	Devir Sayısı [rpm]	Motor Gücü [kW]	Q: Debi												
			m3/h	0	6	9	12	15	18	21	24	27	30	33	39
			l/min	0	100	150	200	250	300	350	400	450	500	550	650
H: Basma Yüksekliği [m]															
ECO SNT 40-125	1450	0.37		4.9	4.8	4.6	4.4	4.0	3.3						
ECO SNT 40-125	1450	0.55		7.4	7.4	7.3	7.1	6.8	6.4	5.7	4.8				
ECO SNT 40-160	1450	0.55		7.4	7.3	7.3	7.1	6.8	6.4	5.7	4.8	3.6			
ECO SNT 40-160	1450	0.75		9.2	9.2	9.1	9.0	8.7	8.3	7.8	7.0	6.1	5.0		
ECO SNT 40-160	1450	1.1		10.6	10.7	10.6	10.5	10.3	10.0	9.5	9.0	8.3	7.4		
ECO SNT 40-200	1450	1.1		10.2	10.1	10.0	9.9	9.7	9.3	8.7	7.8	6.5			
ECO SNT 40-200	1450	1.5		13.1	13.1	13.1	12.9	12.7	12.4	11.8	11.1	10.2	9.0	7.5	
ECO SNT 40-200	1450	2.2		16.8	17.0	16.9	16.8	16.6	16.3	16.0	15.5	14.8	14.2	13.4	11.5
ECO SNT 40-250	1450	2.2		17.6	17.6	17.5	17.4	17.2	16.9	16.3	15.7	14.8	13.6	12.1	
ECO SNT 40-250	1450	3		21.7	21.7	21.7	21.6	21.5	21.3	20.9	20.4	19.8	18.9	17.8	14.7
ECO SNT 40-250	1450	4		23.2	23.2	23.2	23.1	23.1	23.0	22.7	22.3	21.7	20.9	19.9	17.1
ECO SNT 40-315	1450	3		22.0	21.8	21.6	21.2	20.5	19.6	18.0	16.0	13.3	9.9		
ECO SNT 40-315	1450	4		28.2	27.8	27.6	27.4	26.9	26.2	25.0	23.3	21.2	18.2	14.6	
ECO SNT 40-315	1450	5.5		35.2	34.7	34.7	34.5	34.1	33.7	33.0	31.8	30.3	27.9	25.4	
ECO SNT 40-315	1450	7.5		38.7	38.3	38.3	38.2	38.0	37.6	37.0	36.0	34.7	32.9	30.5	23.6

Kapasite tablolarındaki degerler bilgi amaçlı olup, pompaların nihai seçimi online seçim programından yapılmalıdır.

## ECO SNT 1450 rpm

Pompa Tipi	Devir Sayısı [rpm]	Motor Gücü [kW]	Q: Debi												
			m3/h	0	15	21	24	27	30	33	36	39	45	51	57
			l/min	0	250	350	400	450	500	550	600	650	750	850	950
H: Basma Yüksekliği [m]															
ECO SNT 50-125	1450	0.55		5.1	4.9	4.6	4.4	4.2	4.0	3.7	3.5	3.2			
ECO SNT 50-125	1450	0.75		6.6	6.5	6.2	6.1	5.9	5.7	5.5	5.2	4.9	4.1		
ECO SNT 50-125	1450	1.1		7.4	7.2	7.0	6.9	6.7	6.5	6.3	6.0	5.7	4.9	3.8	
ECO SNT 50-160	1450	0.75		6.3	6.2	6.0	5.8	5.5	5.3	5.0	4.6	4.1	2.8		
ECO SNT 50-160	1450	1.1		8.3	8.2	8.1	7.9	7.7	7.5	7.2	6.8	6.5	5.4	4.0	
ECO SNT 50-160	1450	1.5		10.1	10.1	9.9	9.8	9.7	9.5	9.2	8.9	8.6	7.7	6.6	
ECO SNT 50-160	1450	2.2		10.7	10.8	10.6	10.5	10.4	10.2	10.0	9.7	9.4	8.6	7.6	6.3
ECO SNT 50-200	1450	1.5		10.1	10.0	9.8	9.6	9.4	9.1	8.8	8.4	8.0	7.0	5.8	
ECO SNT 50-200	1450	2.2		13.4	13.3	13.2	13.0	12.9	12.6	12.4	12.1	11.7	10.9	9.9	8.7
ECO SNT 50-200	1450	3		16.3	16.3	16.1	16.0	15.8	15.6	15.4	15.2	14.9	14.2	13.4	12.3
ECO SNT 50-250	1450	2.2		13.8	13.7	13.5	13.3	13.0	12.6	12.2	11.5	10.9	9.3	7.5	
ECO SNT 50-250	1450	3		17.3	17.3	17.1	17.0	16.7	16.3	16.0	15.4	14.8	13.4	11.7	10.0
ECO SNT 50-250	1450	4		21.2	21.2	21.1	21.0	20.7	20.4	20.0	19.6	19.1	18.0	16.5	15.0
ECO SNT 50-250	1450	5.5		24.0	24.0	24.0	24.0	23.7	23.5	23.1	22.7	22.2	21.2	20.1	18.7
ECO SNT 50-315	1450	5.5		27.9	27.9	27.6	27.3	26.6	25.8	24.7	23.4	21.6	17.5	12.0	
ECO SNT 50-315	1450	7.5		34.6	34.7	34.3	34.2	33.9	33.3	32.7	31.8	30.8	27.8	23.8	18.0
ECO SNT 50-315	1450	11		38.5	38.7	38.4	38.2	38.0	37.8	37.3	37.0	36.0	34.0	30.5	25.3

## ECO SNT 1450 rpm

Pompa Tipi	Devir Sayısı [rpm]	Motor Gücü [kW]	Q: Debi												
			m3/h	0	12	18	24	30	36	48	54	60	72	84	96
			l/min	0	200	300	400	500	600	800	900	1000	1200	1400	1600
H: Basma Yüksekliği [m]															
ECO SNT 65-125	1450	0.75		5.6	5.5	5.4	5.3	5.1	4.8	4.0	3.5	2.8			
ECO SNT 65-125	1450	1.1		6.8	6.8	6.7	6.6	6.3	6.1	5.3	4.7	4.1	2.7		
ECO SNT 65-160	1450	1.1		7.7	7.6	7.5	7.3	7.2	6.9	6.0	5.3	4.5			
ECO SNT 65-160	1450	1.5		9.3	9.3	9.3	9.2	9.0	8.8	8.0	7.4	6.7			
ECO SNT 65-160	1450	2.2		10.5	10.6	10.6	10.5	10.3	10.1	9.4	8.9	8.3	6.7		
ECO SNT 65-200	1450	1.5		9.3	9.3	9.3	9.1	8.9	8.6	7.6	7.0	6.2			
ECO SNT 65-200	1450	2.2		11.6	11.7	11.6	11.5	11.4	11.1	10.3	9.7	9.0	7.2		
ECO SNT 65-200	1450	3		13.9	14.0	13.9	13.9	13.7	13.5	12.8	12.3	11.8	10.3	8.2	
ECO SNT 65-200	1450	4		15.8	15.9	15.9	15.8	15.7	15.6	15.0	14.7	14.2	12.9	11.2	
ECO SNT 65-250	1450	3		15.2	15.2	15.1	15.0	14.9	14.6	13.5	12.7	11.5	8.4		
ECO SNT 65-250	1450	4		18.2	18.2	18.2	18.1	18.0	17.8	16.9	16.1	15.2	12.5	9.1	
ECO SNT 65-250	1450	5.5		22.3	22.2	22.2	22.1	22.1	22.0	21.4	20.8	20.1	18.0	15.0	11.0
ECO SNT 65-250	1450	7.5		24.1	24.0	24.0	24.0	24.0	23.9	23.4	23.0	22.3	20.5	17.8	14.6
ECO SNT 65-315	1450	5.5		22.0	22.1	22.2	22.2	22.2	22.0	21.0	20.1	19.0	15.8	11.8	
ECO SNT 65-315	1450	7.5		26.0	26.2	26.3	26.4	26.3	26.1	25.3	24.6	23.6	21.0	17.4	12.6
ECO SNT 65-315	1450	11		32.6	33.2	33.4	33.4	33.4	33.2	32.7	32.1	31.5	29.8	27.4	24.0
ECO SNT 65-315	1450	15		36.6	37.5	37.5	37.7	37.5	37.4	37.0	36.7	36.2	35.0	33.2	30.6
ECO SNT 65-400	1450	15		44	44	44	44	44	43	42	40	39	34	29	22
ECO SNT 65-400	1450	18.5		51	51	51	51	51	50	49	48	47	43	39	32
ECO SNT 65-400	1450	22		56	57	57	57	57	56	55	55	54	51	47	40
ECO SNT 65-400	1450	30		64	64	64	65	65	64	64	63	63	60	57	51

Kapasite tablolarındaki değerler bilgi amaçlı olup. pompaların nihai seçimi online seçim programından yapılmalıdır.

## ECO SNT 1450 rpm

Pompa Tipi	Devir Sayısı [rpm]	Motor Gücü [kW]	Q: Debi													
			m3/h	0	24	36	48	54	60	72	84	96	108	138	168	
			l/min	0	400	600	800	900	1000	1200	1400	1600	1800	2300	2800	
			H: Basma Yüksekliği [m]													
ECO SNT 80-160	1450	1.5		6.4	6.4	6.2	5.9	5.7	5.4	4.9	4.1	3.3				
ECO SNT 80-160	1450	2.2		8.3	8.3	8.2	8.0	7.8	7.7	7.2	6.7	6.0	5.2			
ECO SNT 80-160	1450	3		10.1	10.0	9.9	9.8	9.7	9.6	9.3	8.9	8.4	7.7	5.3		
ECO SNT 80-200	1450	3		11.0	11.0	10.8	10.5	10.2	10.0	9.4	8.7	7.8	6.5			
ECO SNT 80-200	1450	4		13.3	13.3	13.1	12.9	12.7	12.6	12.0	11.4	10.5	9.4			
ECO SNT 80-200	1450	5.5		16.4	16.5	16.4	16.2	16.1	16.0	15.6	15.0	14.3	13.4	10.2		
ECO SNT 80-250	1450	4		15.2	15.3	15.3	15.0	14.8	14.5	13.5	12.2	10.4				
ECO SNT 80-250	1450	5.5		17.6	17.7	17.7	17.5	17.3	17.0	16.3	15.2	13.8	12.0			
ECO SNT 80-250	1450	7.5		21.1	21.0	21.1	21.0	20.9	20.8	20.3	19.5	18.4	17.1			
ECO SNT 80-250	1450	11		24.8	24.9	24.9	24.9	24.9	24.8	24.6	24.2	23.5	22.5	18.6		
ECO SNT 80-315	1450	11		29.0	28.8	28.8	28.7	28.5	28.4	27.8	27.0	25.8	24.2			
ECO SNT 80-315	1450	15		34.6	34.6	34.6	34.5	34.4	34.2	34.0	33.3	32.4	31.2	27.0		
ECO SNT 80-315	1450	18.5		37.6	37.6	37.6	37.5	37.4	37.3	37.0	36.5	35.8	34.7	31.0		
ECO SNT 80-400	1450	18.5		35	35	35	35	35	35	35	35	34	32	27	20	
ECO SNT 80-400	1450	22		40	40	40	40	40	40	40	40	39	37	33	27	
ECO SNT 80-400	1450	30		50	50	50	51	51	51	51	51	50	49	45	40	
ECO SNT 80-400	1450	37		58	58	59	59	59	59	59	59	59	58	55	50	
ECO SNT 80-400	1450	45		63	63	63	64	64	64	64	64	64	63	61	56	

## ECO SNT 1450 rpm

Pompa Tipi	Devir Sayısı [rpm]	Motor Gücü [kW]	Q: Debi													
			m3/h	0	48	60	72	84	96	108	120	138	168	192	216	
			l/min	0	800	1000	1200	1400	1600	1800	2000	2300	2800	3200	3600	
			H: Basma Yüksekliği [m]													
ECO SNT 100-160	z	3		9	9	9	9	8	8	7	7	6				
ECO SNT 100-160	1450	4		12	12	12	11	11	11	10	10	9				
ECO SNT 100-200	1450	4		10	11	11	11	11	10	10	9	8	6			
ECO SNT 100-200	1450	5.5		13	14	14	13	13	13	13	12	12	10	8		
ECO SNT 100-200	1450	7.5		15	15	15	15	15	15	15	15	14	12	11	9	
ECO SNT 100-250	1450	5.5		15	15	15	14	14	13	12	11	9				
ECO SNT 100-250	1450	7.5		18	18	18	18	17	17	16	15	13	9			
ECO SNT 100-250	1450	11		22	22	22	22	22	22	21	20	19	15	12		
ECO SNT 100-250	1450	15		23	24	24	24	24	23	23	22	21	18	14	10	
ECO SNT 100-315	1450	15		27	27	27	27	26	26	26	25	24	21	18	14	
ECO SNT 100-315	1450	18.5		31	31	31	31	30	30	30	29	28	26	24	20	
ECO SNT 100-315	1450	22		35	35	35	35	35	35	35	34	33	32	30	27	
ECO SNT 100-315	1450	30		37	37	37	37	37	36	36	36	35	34	32	30	

Kapasite tablolarındaki degerler bilgi amaçlı olup. pompaların nihai seçimi online seçim programından yapılmalıdır.

## ECO SNT 1450 rpm

Pompa Tipi	Devir Sayısı [rpm]	Motor Gücü [kW]	Q: Debi												
			m <sup>3</sup> /h	0	48	72	96	120	168	192	216	240	264	288	312
			l/min	0	800	1200	1600	2000	2800	3200	3600	4000	4400	4800	5200
H: Basma Yüksekliği [m]															
ECO SNT 100-400	1450	30		41	40	40	40	39	37	34	32	28	25	21	
ECO SNT 100-400	1450	37		46	46	46	46	45	43	41	38	35	32	28	24
ECO SNT 100-400	1450	45		53	53	53	52	52	50	48	46	43	40	37	33
ECO SNT 100-400	1450	55		59	59	59	59	59	57	55	54	51	49	46	43
ECO SNT 100-400	1450	75		64	64	64	64	64	63	61	60	58	56	53	50

## ECO SNT 1450 rpm

Pompa Tipi	Devir Sayısı [rpm]	Motor Gücü [kW]	Q: Debi												
			m <sup>3</sup> /h	0	120	144	168	192	216	240	264	288	312	336	360
			l/min	0	2000	2400	2800	3200	3600	4000	4400	4800	5200	5600	6000
H: Basma Yüksekliği [m]															
ECO SNT 125-200	1450	7.5		12	11	11	11	11	10	9	8	7			
ECO SNT 125-200	1450	11		14	14	14	14	13	13	12	11	10	9	7	
ECO SNT 125-250	1450	15		17	17	17	17	16	16	15	14	13	12	11	10
ECO SNT 125-250	1450	18.5		20	20	20	20	20	19	19	18	17	17	15	14
ECO SNT 125-250	1450	22		22	23	23	22	22	22	22	21	20	20	19	17
ECO SNT 125-315	1450	18.5		23	23	23	22	22	21	20	18	16	14	12	10
ECO SNT 125-315	1450	22		26	26	26	26	25	24	23	22	20	18	16	14
ECO SNT 125-315	1450	30		32	32	32	31	31	30	29	28	27	25	23	21
ECO SNT 125-315	1450	37		37	37	36	36	36	35	34	33	32	31	29	27
ECO SNT 125-315	1450	45		39	39	38	38	38	37	36	36	35	33	32	30
ECO SNT 125-400	1450	37		39	40	40	39	38	37	35	32	30	26	23	19
ECO SNT 125-400	1450	45		45	46	45	45	44	43	41	39	37	34	31	27
ECO SNT 125-400	1450	55		51	52	52	51	50	49	48	46	44	42	39	36
ECO SNT 125-400	1450	75		62	63	63	63	63	62	62	61	59	58	56	53

## ECO SNT 1450 rpm

Pompa Tipi	Devir Sayısı [rpm]	Motor Gücü [kW]	Q: Debi												
			m <sup>3</sup> /h	0	216	264	288	312	336	360	390	420	450	480	540
			l/min	0	3600	4400	4800	5200	5600	6000	6500	7000	7500	8000	9000
H: Basma Yüksekliği [m]															
ECO SNT 150-200	1450	11		12	11	10	10	10	9	9	8	7			
ECO SNT 150-200	1450	15		14	13	12	12	12	11	11	10	9			
ECO SNT 150-250	1450	15		15	14	13	13	13	12	12	11	10	9	7	
ECO SNT 150-250	1450	18.5		17	17	16	16	15	15	15	14	13	12	10	
ECO SNT 150-250	1450	22		19	19	19	18	18	18	17	17	16	15	13	10
ECO SNT 150-250	1450	30		21	21	21	21	20	20	20	19	18	17	16	13
ECO SNT 150-315	1450	18.5		21	19	18	17	16	15	14	12				
ECO SNT 150-315	1450	22		23	21	20	19	18	17	16	15				
ECO SNT 150-315	1450	30		28	27	26	26	25	24	23	22	20	18		
ECO SNT 150-315	1450	37		32	32	31	30	30	29	28	27	25	23	21	
ECO SNT 150-315	1450	45		36	36	35	35	34	34	33	32	30	29	27	
ECO SNT 150-315	1450	55		38	37	37	36	36	35	35	33	32	31	29	26
ECO SNT 150-400	1450	45		37	37	35	34	34	33	32	30	29	27	25	
ECO SNT 150-400	1450	55		44	43	42	41	40	39	38	37	36	34	33	29
ECO SNT 150-400	1450	75		54	53	52	51	51	50	49	48	47	45	43	40
ECO SNT 150-400	1450	90		61	60	59	59	58	57	57	56	54	53	52	48

## Yatay Tek Kademeli Norm Eko Tasarım Pompalar

Pompa Tipi	Motor			Bağlantı Ağızı		Motorlu Pompa	Çıplak Pompa	Akuplaj (Şase + Kaplin TK)
	kW	HP	rpm	Emme	Basma			
ECO SNT 32-125	1.5	2	2900	2"	1 1/4"	945 €	590 €	325 €
ECO SNT 32-125	2.2	3	2900	2"	1 1/4"	980 €	590 €	325 €
ECO SNT 32-125	3	4	2900	2"	1 1/4"	1.050 €	590 €	325 €
ECO SNT 32-125	4	5.5	2900	2"	1 1/4"	1.145 €	590 €	325 €
ECO SNT 32-160	2.2	3	2900	2"	1 1/4"	1.010 €	625 €	325 €
ECO SNT 32-160	3	4	2900	2"	1 1/4"	1.080 €	625 €	325 €
ECO SNT 32-160	4	5.5	2900	2"	1 1/4"	1.175 €	625 €	325 €
ECO SNT 32-160	5.5	7.5	2900	2"	1 1/4"	1.325 €	625 €	335 €
ECO SNT 32-200	5.5	7.5	2900	2"	1 1/4"	1.375 €	690 €	330 €
ECO SNT 32-200	7.5	10	2900	2"	1 1/4"	1.435 €	690 €	330 €
ECO SNT 32-200	11	15	2900	2"	1 1/4"	1.840 €	690 €	400 €
ECO SNT 32-250	7.5	10	2900	2"	1 1/4"	1.565 €	775 €	400 €
ECO SNT 32-250	11	15	2900	2"	1 1/4"	1.940 €	775 €	435 €
ECO SNT 32-250	15	20	2900	2"	1 1/4"	2.050 €	775 €	435 €
ECO SNT 32-250	18.5	25	2900	2"	1 1/4"	2.190 €	775 €	435 €
ECO SNT 32-250	22	30	2900	2"	1 1/4"	2.685 €	775 €	485 €
ECO SNT 40-125	2.2	3	2900	2 1/2"	1 1/2"	1.010 €	625 €	330 €
ECO SNT 40-125	3	4	2900	2 1/2"	1 1/2"	1.080 €	625 €	330 €
ECO SNT 40-125	4	5.5	2900	2 1/2"	1 1/2"	1.185 €	625 €	335 €
ECO SNT 40-125	5.5	7.5	2900	2 1/2"	1 1/2"	1.320 €	625 €	335 €
ECO SNT 40-160	4	5.5	2900	2 1/2"	1 1/2"	1.200 €	650 €	325 €
ECO SNT 40-160	5.5	7.5	2900	2 1/2"	1 1/2"	1.355 €	650 €	340 €
ECO SNT 40-160	7.5	10	2900	2 1/2"	1 1/2"	1.410 €	650 €	340 €
ECO SNT 40-200	7.5	10	2900	2 1/2"	1 1/2"	1.480 €	720 €	355 €
ECO SNT 40-200	11	15	2900	2 1/2"	1 1/2"	1.875 €	720 €	410 €
ECO SNT 40-200	15	20	2900	2 1/2"	1 1/2"	1.990 €	720 €	410 €
ECO SNT 40-200	18.5	25	2900	2 1/2"	1 1/2"	2.135 €	720 €	415 €
ECO SNT 40-250	15	20	2900	2 1/2"	1 1/2"	2.100 €	820 €	445 €
ECO SNT 40-250	18.5	25	2900	2 1/2"	1 1/2"	2.225 €	820 €	445 €
ECO SNT 40-250	22	30	2900	2 1/2"	1 1/2"	2.705 €	820 €	470 €
ECO SNT 40-250	30	40	2900	2 1/2"	1 1/2"	3.685 €	820 €	540 €
ECO SNT 50-125	3	4	2900	2 1/2"	2"	1.110 €	660 €	330 €
ECO SNT 50-125	4	5.5	2900	2 1/2"	2"	1.205 €	660 €	330 €
ECO SNT 50-125	5.5	7.5	2900	2 1/2"	2"	1.360 €	660 €	340 €
ECO SNT 50-125	7.5	10	2900	2 1/2"	2"	1.420 €	660 €	340 €

Pompa katalogunda belirtilen standart malzeme kombinasyonuna göre fiyatlandırılmıştır.



Pompa Tipi	Motor			Bağlantı Ağızı		Motorlu Pompa	Çıplak Pompa	Akuplaj (Şase + Kaplin TK)
	kW	HP	rpm	Emme	Basma			
ECO SNT 50-160	5.5	7.5	2900	2 1/2"	2"	1.400 €	695 €	355 €
ECO SNT 50-160	7.5	10	2900	2 1/2"	2"	1.460 €	695 €	355 €
ECO SNT 50-160	11	15	2900	2 1/2"	2"	1.855 €	695 €	410 €
ECO SNT 50-160	15	20	2900	2 1/2"	2"	1.965 €	695 €	410 €
ECO SNT 50-200	11	15	2900	2 1/2"	2"	1.910 €	755 €	420 €
ECO SNT 50-200	15	20	2900	2 1/2"	2"	2.020 €	755 €	420 €
ECO SNT 50-200	18.5	25	2900	2 1/2"	2"	2.160 €	755 €	420 €
ECO SNT 50-200	22	30	2900	2 1/2"	2"	2.665 €	755 €	460 €
ECO SNT 50-250	18.5	25	2900	2 1/2"	2"	2.260 €	855 €	455 €
ECO SNT 50-250	22	30	2900	2 1/2"	2"	2.725 €	855 €	480 €
ECO SNT 50-250	30	40	2900	2 1/2"	2"	3.700 €	855 €	550 €
ECO SNT 50-250	37	50	2900	2 1/2"	2"	3.975 €	855 €	550 €
ECO SNT 65-125	5.5	7.5	2900	3"	2 1/2"	1.430 €	710 €	375 €
ECO SNT 65-125	7.5	10	2900	3"	2 1/2"	1.490 €	710 €	375 €
ECO SNT 65-125	11	15	2900	3"	2 1/2"	1.870 €	710 €	420 €
ECO SNT 65-160	7.5	10	2900	3"	2 1/2"	1.525 €	740 €	385 €
ECO SNT 65-160	11	15	2900	3"	2 1/2"	1.905 €	740 €	430 €
ECO SNT 65-160	15	20	2900	3"	2 1/2"	2.020 €	740 €	430 €
ECO SNT 65-200	15	20	2900	3"	2 1/2"	2.075 €	800 €	435 €
ECO SNT 65-200	18.5	25	2900	3"	2 1/2"	2.200 €	800 €	435 €
ECO SNT 65-200	22	30	2900	3"	2 1/2"	2.700 €	800 €	480 €
ECO SNT 65-200	30	40	2900	3"	2 1/2"	3.675 €	800 €	550 €
ECO SNT 65-250	30	40	2900	3"	2 1/2"	3.960 €	1.250 €	575 €
ECO SNT 65-250	37	50	2900	3"	2 1/2"	4.235 €	1.250 €	575 €
ECO SNT 65-250	45	60	2900	3"	2 1/2"	5.030 €	1.250 €	675 €
ECO SNT 65-250	55	75	2900	3"	2 1/2"	6.280 €	1.250 €	675 €
ECO SNT 80-160	11	15	2900	4"	3"	1.970 €	805 €	435 €
ECO SNT 80-160	15	20	2900	4"	3"	2.080 €	805 €	435 €
ECO SNT 80-160	18.5	25	2900	4"	3"	2.210 €	805 €	435 €
ECO SNT 80-160	22	30	2900	4"	3"	2.695 €	805 €	470 €
ECO SNT 80-160	30	40	2900	4"	3"	3.650 €	805 €	510 €
ECO SNT 80-200	22	30	2900	4"	3"	2.955 €	1.080 €	525 €
ECO SNT 80-200	30	40	2900	4"	3"	3.890 €	1.080 €	560 €
ECO SNT 80-200	37	50	2900	4"	3"	4.165 €	1.080 €	560 €
ECO SNT 80-200	45	60	2900	4"	3"	4.965 €	1.080 €	680 €

Pompa katalogunda belirtilen standart malzeme kombinasyonuna göre fiyatlandırılmıştır.

Pompa Tipi	Motor			Bağlantı Ağızı		Motorlu Pompa	Çıplak Pompa	Akuplaj (Şase + Kaplin TK)
	kW	HP	rpm	Emme	Basma			
ECO SNT 80-250	37	50	2900	4"	3"	4.275 €	1.315 €	585 €
ECO SNT 80-250	45	60	2900	4"	3"	5.070 €	1.315 €	690 €
ECO SNT 80-250	55	75	2900	4"	3"	6.320 €	1.315 €	690 €
ECO SNT 80-250	75	100	2900	4"	3"	- €	1.315 €	780 €
ECO SNT 80-250	90	125	2900	4"	3"	- €	1.315 €	780 €
ECO SNT 100-160	22	30	2900	5"	4"	2.965 €	1.095 €	540 €
ECO SNT 100-160	30	40	2900	5"	4"	3.885 €	1.095 €	545 €
ECO SNT 100-160	37	50	2900	5"	4"	4.160 €	1.095 €	545 €
ECO SNT 100-200	30	40	2900	5"	4"	3.955 €	1.180 €	580 €
ECO SNT 100-200	37	50	2900	5"	4"	4.230 €	1.180 €	580 €
ECO SNT 100-200	45	60	2900	5"	4"	5.030 €	1.180 €	685 €
ECO SNT 100-200	55	75	2900	5"	4"	6.275 €	1.180 €	685 €
ECO SNT 100-250	45	60	2900	5"	4"	5.130 €	1.400 €	690 €
ECO SNT 100-250	55	75	2900	5"	4"	6.375 €	1.400 €	690 €
ECO SNT 100-250	75	100	2900	5"	4"	- €	1.400 €	800 €
ECO SNT 100-250	90	125	2900	5"	4"	- €	1.450 €	800 €
ECO SNT 125-200	55	75	2900	6"	5"	6.535 €	1.430 €	650 €
ECO SNT 125-200	75	100	2900	6"	5"	- €	1.430 €	800 €
ECO SNT 125-200	90	125	2900	6"	5"	- €	1.430 €	800 €

Pompa kataloğunda belirtilen standart malzeme kombinasyonuna göre fiyatlandırılmıştır.

Pump Type	Motor			Pipe Connection		Pump with Motor	Bareshaft Pump	Baseplate+ Coupling Set
	kW	HP	rpm	Suction	Discharge			
ECO SNT 32-125	0.37	0.50	1450	2"	1 1/4"	875 €	590 €	315 €
ECO SNT 32-125	0.55	0.75	1450	2"	1 1/4"	915 €	590 €	315 €
ECO SNT 32-160	0.37	0.50	1450	2"	1 1/4"	910 €	625 €	320 €
ECO SNT 32-160	0.55	0.75	1450	2"	1 1/4"	945 €	625 €	320 €
ECO SNT 32-160	0.75	1	1450	2"	1 1/4"	970 €	625 €	320 €
ECO SNT 32-200	0.75	1	1450	2"	1 1/4"	1.025 €	690 €	325 €
ECO SNT 32-200	1.1	1.5	1450	2"	1 1/4"	1.040 €	690 €	325 €
ECO SNT 32-200	1.5	2	1450	2"	1 1/4"	1.080 €	690 €	325 €
ECO SNT 32-250	1.1	1.5	1450	2"	1 1/4"	1.175 €	775 €	395 €
ECO SNT 32-250	1.5	2	1450	2"	1 1/4"	1.210 €	775 €	395 €
ECO SNT 32-250	2.2	3	1450	2"	1 1/4"	1.285 €	775 €	395 €
ECO SNT 32-250	3	4	1450	2"	1 1/4"	1.325 €	775 €	395 €
ECO SNT 40-125	0.37	0.50	1450	2 1/2"	1 1/2"	910 €	625 €	320 €
ECO SNT 40-125	0.55	0.75	1450	2 1/2"	1 1/2"	945 €	625 €	320 €
ECO SNT 40-160	0.55	0.75	1450	2 1/2"	1 1/2"	970 €	650 €	325 €
ECO SNT 40-160	0.75	1	1450	2 1/2"	1 1/2"	995 €	650 €	325 €
ECO SNT 40-160	1.1	1.5	1450	2 1/2"	1 1/2"	1.005 €	650 €	325 €
ECO SNT 40-200	1.1	1.5	1450	2 1/2"	1 1/2"	1.085 €	720 €	345 €
ECO SNT 40-200	1.5	2	1450	2 1/2"	1 1/2"	1.125 €	720 €	345 €
ECO SNT 40-200	2.2	3	1450	2 1/2"	1 1/2"	1.195 €	720 €	345 €
ECO SNT 40-250	2.2	3	1450	2 1/2"	1 1/2"	1.325 €	820 €	400 €
ECO SNT 40-250	3	4	1450	2 1/2"	1 1/2"	1.370 €	820 €	400 €
ECO SNT 40-250	4	5.5	1450	2 1/2"	1 1/2"	1.455 €	820 €	400 €
ECO SNT 40-315	3	4	1450	2 1/2"	1 1/2"	1.605 €	1.065 €	435 €
ECO SNT 40-315	4	5.5	1450	2 1/2"	1 1/2"	1.690 €	1.065 €	435 €
ECO SNT 40-315	5.5	7.5	1450	2 1/2"	1 1/2"	1.810 €	1.065 €	450 €
ECO SNT 40-315	7.5	10	1450	2 1/2"	1 1/2"	1.945 €	1.065 €	450 €
ECO SNT 50-125	0.55	0.75	1450	2 1/2"	2"	980 €	660 €	325 €
ECO SNT 50-125	0.75	1	1450	2 1/2"	2"	1.005 €	660 €	325 €
ECO SNT 50-125	1.1	1.5	1450	2 1/2"	2"	1.015 €	660 €	325 €
ECO SNT 50-160	0.75	1	1450	2 1/2"	2"	1.050 €	695 €	350 €
ECO SNT 50-160	1.1	1.5	1450	2 1/2"	2"	1.070 €	695 €	350 €
ECO SNT 50-160	1.5	2	1450	2 1/2"	2"	1.105 €	695 €	350 €
ECO SNT 50-160	2.2	3	1450	2 1/2"	2"	1.175 €	695 €	350 €

The pump is priced according to the standard combination of materials specified in the catalog.

Pump Type	Motor			Pipe Connection		Pump with Motor	Bareshaft Pump	Baseplate+ Coupling Set	
	kW	HP	rpm	Suction	Discharge				
ECO SNT 50-200	1.5	2	1450	2 1/2"	2"	1.160 €	755 €	355	€
ECO SNT 50-200	2.2	3	1450	2 1/2"	2"	1.230 €	755 €	355	€
ECO SNT 50-200	3	4	1450	2 1/2"	2"	1.270 €	755 €	355	€
ECO SNT 50-250	2.2	3	1450	2 1/2"	2"	1.355 €	855 €	400	€
ECO SNT 50-250	3	4	1450	2 1/2"	2"	1.400 €	855 €	400	€
ECO SNT 50-250	4	5.5	1450	2 1/2"	2"	1.485 €	855 €	400	€
ECO SNT 50-250	5.5	7.5	1450	2 1/2"	2"	1.605 €	855 €	415	€
ECO SNT 50-315	5.5	7.5	1450	2 1/2"	2"	2.090 €	1.385 €	465	€
ECO SNT 50-315	7.5	10	1450	2 1/2"	2"	2.225 €	1.385 €	465	€
ECO SNT 50-315	11	15	1450	2 1/2"	2"	2.640 €	1.385 €	570	€
ECO SNT 65-125	0.75	1	1450	3"	2 1/2"	1.075 €	710 €	360	€
ECO SNT 65-125	1.1	1.5	1450	3"	2 1/2"	1.090 €	710 €	360	€
ECO SNT 65-160	1.1	1.5	1450	3"	2 1/2"	1.120 €	740 €	365	€
ECO SNT 65-160	1.5	2	1450	3"	2 1/2"	1.155 €	740 €	365	€
ECO SNT 65-160	2.2	3	1450	3"	2 1/2"	1.225 €	740 €	365	€
ECO SNT 65-200	1.5	2	1450	3"	2 1/2"	1.230 €	800 €	395	€
ECO SNT 65-200	2.2	3	1450	3"	2 1/2"	1.305 €	800 €	395	€
ECO SNT 65-200	3	4	1450	3"	2 1/2"	1.350 €	800 €	395	€
ECO SNT 65-200	4	5.5	1450	3"	2 1/2"	1.435 €	800 €	395	€
ECO SNT 65-250	3	4	1450	3"	2 1/2"	1.780 €	1.250 €	460	€
ECO SNT 65-250	4	5.5	1450	3"	2 1/2"	1.865 €	1.250 €	460	€
ECO SNT 65-250	5.5	7.5	1450	3"	2 1/2"	1.985 €	1.250 €	475	€
ECO SNT 65-250	7.5	10	1450	3"	2 1/2"	2.120 €	1.250 €	475	€
ECO SNT 65-315	5.5	7.5	1450	3"	2 1/2"	2.250 €	1.480 €	560	€
ECO SNT 65-315	7.5	10	1450	3"	2 1/2"	2.380 €	1.480 €	560	€
ECO SNT 65-315	11	15	1450	3"	2 1/2"	2.730 €	1.480 €	580	€
ECO SNT 65-315	15	20	1450	3"	2 1/2"	2.935 €	1.480 €	580	€
ECO SNT 65-400	15	20	1450	4"	2 1/2"	3.065 €	1.795 €	420	€
ECO SNT 65-400	18.5	25	1450	4"	2 1/2"	3.265 €	1.795 €	425	€
ECO SNT 65-400	22	30	1450	4"	2 1/2"	3.695 €	1.795 €	425	€
ECO SNT 65-400	30	40	1450	4"	2 1/2"	3.995 €	1.795 €	430	€
ECO SNT 80-160	1.5	2	1450	4"	3"	1.235 €	805 €	395	€
ECO SNT 80-160	2.2	3	1450	4"	3"	1.310 €	805 €	395	€
ECO SNT 80-160	3	4	1450	4"	3"	1.355 €	805 €	395	€

The pump is priced according to the standard combination of materials specified in the catalog.

Pump Type						Pump with Motor	Bareshaft Pump	Baseplate+ Coupling Set	
	kW	HP	rpm	Suction	Discharge				
ECO SNT 80-200	3	4	1450	4"	3"	1.630 €	1.080 €	455	€
ECO SNT 80-200	4	5.5	1450	4"	3"	1.715 €	1.080 €	455	€
ECO SNT 80-200	5.5	7.5	1450	4"	3"	1.830 €	1.080 €	465	€
ECO SNT 80-250	4	5.5	1450	4"	3"	1.995 €	1.315 €	555	€
ECO SNT 80-250	5.5	7.5	1450	4"	3"	2.110 €	1.315 €	565	€
ECO SNT 80-250	7.5	10	1450	4"	3"	2.245 €	1.315 €	565	€
ECO SNT 80-250	11	15	1450	4"	3"	2.585 €	1.315 €	575	€
ECO SNT 80-315	11	15	1450	4"	3"	2.820 €	1.590 €	580	€
ECO SNT 80-315	15	20	1450	4"	3"	3.030 €	1.590 €	580	€
ECO SNT 80-315	18.5	25	1450	4"	3"	3.230 €	1.590 €	585	€
ECO SNT 80-400	18.5	25	1450	4"	3"	3.945 €	2.435 €	600	€
ECO SNT 80-400	22	30	1450	4"	3"	4.375 €	2.435 €	600	€
ECO SNT 80-400	30	40	1450	4"	3"	4.645 €	2.435 €	605	€
ECO SNT 80-400	37	50	1450	4"	3"	5.270 €	2.435 €	620	€
ECO SNT 80-400	45	60	1450	4"	3"	5.630 €	2.435 €	620	€
ECO SNT 100-160	3	4	1450	5"	4"	1.650 €	1.095 €	460	€
ECO SNT 100-160	4	5.5	1450	5"	4"	1.735 €	1.095 €	460	€
ECO SNT 100-200	4	5.5	1450	5"	4"	1.815 €	1.180 €	470	€
ECO SNT 100-200	5.5	7.5	1450	5"	4"	1.930 €	1.180 €	485	€
ECO SNT 100-200	7.5	10	1450	5"	4"	2.065 €	1.180 €	485	€
ECO SNT 100-250	5.5	7.5	1450	5"	4"	2.190 €	1.400 €	570	€
ECO SNT 100-250	7.5	10	1450	5"	4"	2.325 €	1.400 €	575	€
ECO SNT 100-250	11	15	1450	5"	4"	2.660 €	1.400 €	580	€
ECO SNT 100-250	15	20	1450	5"	4"	2.870 €	1.400 €	580	€
ECO SNT 100-315	15	20	1450	5"	4"	3.150 €	1.730 €	585	€
ECO SNT 100-315	18.5	25	1450	5"	4"	3.350 €	1.730 €	595	€
ECO SNT 100-315	22	30	1450	5"	4"	3.780 €	1.730 €	595	€
ECO SNT 100-315	30	40	1450	5"	4"	4.090 €	1.730 €	645	€
ECO SNT 100-400	30	40	1450	5"	4"	4.920 €	2.715 €	650	€
ECO SNT 100-400	37	50	1450	5"	4"	5.540 €	2.715 €	670	€
ECO SNT 100-400	45	60	1450	5"	4"	5.900 €	2.715 €	670	€
ECO SNT 100-400	55	75	1450	5"	4"	7.130 €	2.715 €	735	€
ECO SNT 100-400	75	100	1450	5"	4"	- €	2.715 €	945	€
ECO SNT 125-200	7.5	10	1450	6"	5"	2.355 €	1.430 €	575	€
ECO SNT 125-200	11	15	1450	6"	5"	2.690 €	1.430 €	580	€

The pump is priced according to the standard combination of materials specified in the catalog.

Pump Type	Pump Type		rpm	Suction Discharge		Pump with Motor	Bareshaft Pump	Baseplate+ Coupling Set
	kW	HP						
ECO SNT 125-250	15	20	1450	6"	5"	3.000 €	1.550 €	585 €
ECO SNT 125-250	18.5	25	1450	6"	5"	3.195 €	1.550 €	585 €
ECO SNT 125-250	22	30	1450	6"	5"	3.640 €	1.550 €	585 €
ECO SNT 125-315	18.5	25	1450	6"	5"	4.010 €	2.475 €	640 €
ECO SNT 125-315	22	30	1450	6"	5"	4.440 €	2.475 €	640 €
ECO SNT 125-315	30	40	1450	6"	5"	4.715 €	2.475 €	650 €
ECO SNT 125-315	37	50	1450	6"	5"	5.310 €	2.475 €	690 €
ECO SNT 125-315	45	60	1450	6"	5"	5.705 €	2.475 €	725 €
ECO SNT 125-400	37	50	1450	6"	5"	5.675 €	2.950 €	690 €
ECO SNT 125-400	45	60	1450	6"	5"	6.075 €	2.950 €	750 €
ECO SNT 125-400	55	75	1450	6"	5"	7.275 €	2.950 €	765 €
ECO SNT 125-400	75	100	1450	6"	5"	- €	2.950 €	970 €
ECO SNT 150-200	11	15	1450	8"	6"	3.135 €	1.875 €	670 €
ECO SNT 150-200	15	20	1450	8"	6"	3.340 €	1.875 €	670 €
ECO SNT 150-250	15	20	1450	8"	6"	3.430 €	1.970 €	680 €
ECO SNT 150-250	18.5	25	1450	8"	6"	3.625 €	1.970 €	680 €
ECO SNT 150-250	22	30	1450	8"	6"	4.055 €	1.970 €	680 €
ECO SNT 150-250	30	40	1450	8"	6"	4.370 €	1.970 €	680 €
ECO SNT 150-315	18.5	25	1450	8"	6"	4.425 €	2.840 €	770 €
ECO SNT 150-315	22	30	1450	8"	6"	4.855 €	2.840 €	770 €
ECO SNT 150-315	30	40	1450	8"	6"	5.150 €	2.840 €	805 €
ECO SNT 150-315	37	50	1450	8"	6"	5.675 €	2.840 €	825 €
ECO SNT 150-315	45	60	1450	8"	6"	6.040 €	2.840 €	825 €
ECO SNT 150-315	55	75	1450	8"	6"	7.265 €	2.840 €	875 €
ECO SNT 150-400	45	60	1450	8"	6"	6.305 €	3.245 €	880 €
ECO SNT 150-400	55	75	1450	8"	6"	7.505 €	3.245 €	895 €
ECO SNT 150-400	75	100	1450	8"	6"	- €	3.245 €	1.030 €
ECO SNT 150-400	90	125	1450	8"	6"	- €	3.245 €	1.030 €
ECO SNT 150-500	90	125	1450	8"	6"	- €	6.910 €	1.040 €
ECO SNT 150-500	110	150	1450	8"	6"	- €	6.910 €	1.205 €
ECO SNT 150-500	132	180	1450	8"	6"	- €	6.910 €	- €
ECO SNT 150-500	160	220	1450	8"	6"	- €	6.910 €	- €


The pump is priced according to the standard combination of materials specified in the catalog.

Pump Type					Pump with Motor	Bareshaft Pump	Baseplate+ Coupling Set
	kW	HP	rpm	Suction Discharge			
ECO SNT 200-260	30	40	1450	10" 8"	5.845 €	3.600 €	875 €
ECO SNT 200-260	37	50	1450	10" 8"	6.350 €	3.600 €	930 €
ECO SNT 200-260	45	60	1450	10" 8"	6.640 €	3.600 €	930 €
ECO SNT 200-315	37	50	1450	10" 8"	6.520 €	3.780 €	955 €
ECO SNT 200-315	45	60	1450	10" 8"	6.795 €	3.780 €	955 €
ECO SNT 200-315	55	75	1450	10" 8"	7.905 €	3.780 €	960 €
ECO SNT 200-315	75	100	1450	10" 8"	- €	3.780 €	1.135 €
ECO SNT 200-400	75	100	1450	10" 8"	- €	6.410 €	1.195 €
ECO SNT 200-400	90	125	1450	10" 8"	- €	6.410 €	1.195 €
ECO SNT 200-400	110	150	1450	10" 8"	- €	6.410 €	1.410 €
ECO SNT 200-400	132	180	1450	10" 8"	- €	6.410 €	1.410 €
ECO SNT 200-500	132	180	1450	10" 8"	- €	8.790 €	- €
ECO SNT 200-500	160	220	1450	10" 8"	- €	8.790 €	- €
ECO SNT 200-500	200	270	1450	10" 8"	- €	8.790 €	- €
ECO SNT 200-500	250	340	1450	10" 8"	- €	8.790 €	- €
ECO SNT 200-500	315	430	1450	10" 8"	- €	8.790 €	- €
ECO SNT 250-315	55	75	1450	10" 10"	9.735 €	6.095 €	1.070 €
ECO SNT 250-315	75	100	1450	10" 10"	- €	6.095 €	1.235 €
ECO SNT 250-315	90	125	1450	10" 10"	- €	6.095 €	1.235 €
ECO SNT 250-400	75	100	1450	12" 10"	- €	8.490 €	- €
ECO SNT 250-400	90	125	1450	12" 10"	- €	8.490 €	- €
ECO SNT 250-400	110	150	1450	12" 10"	- €	8.490 €	- €
ECO SNT 250-400	132	180	1450	12" 10"	- €	8.490 €	- €
ECO SNT 250-400	160	220	1450	12" 10"	- €	8.490 €	- €
ECO SNT 250-500	200	270	1450	12" 10"	- €	9.735 €	- €
ECO SNT 250-500	250	340	1450	12" 10"	- €	9.735 €	- €
ECO SNT 250-500	315	430	1450	12" 10"	- €	9.735 €	- €
ECO SNT 250-500	355	480	1450	12" 10"	- €	9.735 €	- €
ECO SNT 250-500	400	-	1450	12" 10"	- €	9.735 €	- €
ECO SNT 250-500	450	-	1450	12" 10"	- €	9.735 €	- €

The pump is priced according to the standard combination of materials specified in the catalog.

# ECO SNM

Monoblok Santrifüj  
Pompalar





## ECO SNM 2900 rpm

Pump Type	Speed [rpm]	Motor Power [kW]	Q: Capacity												
			m <sup>3</sup> /h	0	6	12	15	18	21	24	27	30	33	36	39
			l/min	0	100	200	250	300	350	400	450	500	550	600	650
H: Head [m]															
ECO SNM 32-125	2900	1.5		16.2	16.0	15.2	14.6	13.6	12.2	10.2					
ECO SNM 32-125	2900	2.2		21.4	21.4	20.9	20.4	19.6	18.5	17.0	15.0	12.4			
ECO SNM 32-125	2900	3		26.0	26.0	25.8	25.5	24.8	24.0	23.0	21.4	19.4	16.9	14.0	
ECO SNM 32-125	2900	4		29.2	29.2	29.0	28.8	28.4	27.8	26.8	25.6	24.0	22.2	19.8	17.2
ECO SNM 32-160	2900	2.2		25.1	25.0	24.1	23.0	21.4	19.2	16.0					
ECO SNM 32-160	2900	3		30.3	30.2	29.5	28.5	27.0	25.2	22.4	18.8	14.2			
ECO SNM 32-160	2900	4		36.6	36.3	35.8	35.0	33.8	32.2	30.0	26.8	23.0	17.8		
ECO SNM 32-160	2900	5.5		44.0	43.6	43.2	42.6	41.8	40.5	38.8	36.2	32.8	28.8	24.0	
ECO SNM 32-200	2900	5.5		42	42	42	41	40	39	37	35	32	28	24	
ECO SNM 32-200	2900	7.5		53	53	53	52	52	51	50	48	45	43	39	35
ECO SNM 32-200	2900	11		69	69	69	69	68	68	67	66	64	63	60	57
ECO SNM 32-250	2900	7.5		60	59	59	58	56	54	50					
ECO SNM 32-250	2900	11		74	74	73	72	71	69	67	63	59	54		
ECO SNM 32-250	2900	15		91	91	91	90	89	89	87	85	81	78	73	66
ECO SNM 32-250	2900	18.5		106	106	105	105	105	104	104	103	101	98	94	88
ECO SNM 32-250	2900	22		108	108	108	108	107	107	106	105	103	100	97	91

## ECO SNM 2900 rpm

Pump Type	Speed [rpm]	Motor Power [kW]	Q: Capacity												
			m <sup>3</sup> /h	0	15	21	27	30	33	36	39	45	51	57	66
			l/min	0	250	350	450	500	550	600	650	750	850	950	1100
H: Head [m]															
ECO SNM 40-125	2900	2.2		18.3	17.6	16.7	15.2	14.0	12.7	11.0	9.0				
ECO SNM 40-125	2900	3		23.4	22.9	22.1	20.8	19.8	18.7	17.3	15.5	11.3			
ECO SNM 40-125	2900	4		28.1	27.7	27.0	26.0	25.2	24.2	23.0	21.5	17.8	13.0		
ECO SNM 40-125	2900	5.5		31.1	30.7	30.2	29.2	28.5	27.6	26.5	25.3	22.1	17.7		
ECO SNM 40-160	2900	4		28.4	28.2	27.7	26.7	26.0	25.2	24.0	23.0	20.0	16.3		
ECO SNM 40-160	2900	5.5		35.8	35.8	35.2	34.5	33.8	33.1	32.2	31.2	28.7	25.5	21.5	
ECO SNM 40-160	2900	7.5		44.0	43.8	43.5	43.0	42.4	42.0	41.2	40.3	38.4	35.7	32.3	
ECO SNM 40-200	2900	7.5		40	39	39	38	38	37	36	35	32	28		
ECO SNM 40-200	2900	11		52	52	52	51	51	50	49	48	46	43	38	
ECO SNM 40-200	2900	15		65	65	65	65	64	64	63	62	61	58	54	48
ECO SNM 40-200	2900	18.5		70	70	70	69	69	68	68	67	66	63	60	54
ECO SNM 40-250	2900	15		63	63	63	62	62	61	60	59	57	53	48	38
ECO SNM 40-250	2900	18.5		73	72	72	72	72	71	71	70	67	64	60	51
ECO SNM 40-250	2900	22		82	82	82	82	81	81	81	80	78	75	72	64
ECO SNM 40-250	2900	30		97	97	97	97	97	96	96	96	95	93	90	85

The values in the capacity tables are for information purposes, and the final selection of pumps should be made from the online selection program.

## ECO SNM 2900 rpm

Pump Type	Speed [rpm]	Motor Power [kW]	Q: Capacity													
			m3/h	0	24	36	48	54	60	66	72	78	84	96	108	
			l/min	0	400	600	800	900	1000	1100	1200	1300	1400	1600	1800	
H: Head [m]																
ECO SNM 50-125	2900	3		16.0	15.0	14.0	12.3	11.3	10.2	9.0						
ECO SNM 50-125	2900	4		20.8	20.2	19.0	17.7	16.8	15.8	14.7	13.3	12.0				
ECO SNM 50-125	2900	5.5		25.5	25.2	24.2	23.0	22.2	21.3	20.2	19.0	17.7	16.2			
ECO SNM 50-125	2900	7.5		30.2	30.0	29.2	28.2	27.4	26.5	25.6	24.3	23.0	21.6	18.0		
ECO SNM 50-160	2900	5.5		26.1	25.7	25.0	23.8	23.0	21.8	20.5	19.0					
ECO SNM 50-160	2900	7.5		31.3	31.0	30.5	29.4	28.5	27.6	26.5	25.0	23.2	21.3	16.3		
ECO SNM 50-160	2900	11		39.0	39.0	38.5	37.7	37.0	36.2	35.2	34.0	32.5	31.0	26.6	21.2	
ECO SNM 50-160	2900	15		44.5	44.6	44.2	43.8	43.0	42.4	41.6	40.5	39.0	37.6	34.0	29.0	
ECO SNM 50-200	2900	11		42	42	41	40	39	38	37	35	34	32			
ECO SNM 50-200	2900	15		52	52	52	51	50	49	48	47	45	43	40		
ECO SNM 50-200	2900	18.5		60	60	60	59	58	58	57	55	54	52	49		
ECO SNM 50-200	2900	22		68	68	68	68	67	67	66	65	63	62	59	55	
ECO SNM 50-250	2900	18.5		59	58	58	56	55	54	52	50	47	44	37		
ECO SNM 50-250	2900	22		68	68	68	66	65	64	62	60	58	55	49		
ECO SNM 50-250	2900	30		87	87	87	86	85	84	83	81	79	77	72	66	
ECO SNM 50-250	2900	37		100	99	99	99	98	97	96	94	92	90	86	82	

## ECO SNM 2900 rpm

Pump Type	Speed [rpm]	Motor Power [kW]	Q: Capacity													
			m3/h	0	54	72	78	84	90	96	102	108	120	138	162	
			l/min	0	900	1200	1300	1400	1500	1600	1700	1800	2000	2300	2700	
H: Head [m]																
ECO SNM 65-125	2900	5.5		21.2	19.5	18.0	17.2	16.5	15.6	14.7	13.7	12.6	10.0	5.6		
ECO SNM 65-125	2900	7.5		27.0	25.6	24.0	23.3	22.6	21.8	20.8	19.8	18.7	16.3	12.0		
ECO SNM 65-125	2900	11		28.8	27.4	25.8	25.2	24.4	23.6	22.7	21.7	20.7	18.2	14.0		
ECO SNM 65-160	2900	7.5		28.0	26.7	25.0	24.3	23.4	22.4	21.2	19.8	18.3				
ECO SNM 65-160	2900	11		36.0	35.2	34.0	33.2	32.5	31.5	30.5	29.2	28.0	25.0			
ECO SNM 65-160	2900	15		43.2	42.8	41.8	41.2	40.5	39.8	39.0	38.0	36.8	34.0			
ECO SNM 65-200	2900	15		43	42	41	40	39	38	37	36	34	31	26		
ECO SNM 65-200	2900	18.5		49	49	47	46	46	45	44	43	42	39	34		
ECO SNM 65-200	2900	22		55	54	53	53	52	51	50	50	48	46	41	33	
ECO SNM 65-200	2900	30		67	67	66	65	65	64	64	63	62	61	57	50	
ECO SNM 65-250	2900	30		70	69	68	67	66	65	64	62	60	56	48		
ECO SNM 65-250	2900	37		81	80	79	79	78	77	76	75	73	69	62	50	
ECO SNM 65-250	2900	45		91	90	90	89	89	88	87	86	85	82	76	65	
ECO SNM 65-250	2900	55		101	101	101	100	100	100	99	98	98	95	90	80	

The values in the capacity tables are for information purposes, and the final selection of pumps should be made from the online selection program.

## ECO SNM 2900 rpm

Pump Type	Speed [rpm]	Motor Power [kW]	Q: Capacity												
			m3/h	0	90	108	126	144	156	168	180	192	204	216	240
			l/min	0	1500	1800	2100	2400	2600	2800	3000	3200	3400	3600	4000
			H: Head [m]												
ECO SNM 80-160	2900	11		25.4	23.7	22.4	20.8	19.0	17.6	16.0					
ECO SNM 80-160	2900	15		31.3	29.7	28.7	27.4	26.0	24.8	23.4	21.9	20.4	18.5	16.6	
ECO SNM 80-160	2900	18		36.0	34.6	33.8	32.8	31.4	30.4	29.2	28.0	26.5	25.0	23.2	19.2
ECO SNM 80-160	2900	22		40.0	38.7	38.0	37.0	36.0	35.0	34.0	32.8	31.5	30.0	28.5	24.7
ECO SNM 80-160	2900	30		42.7	41.6	41.0	40.4	39.3	38.5	37.5	36.5	35.2	34.0	32.2	28.7
ECO SNM 80-200	2900	22		43	41	40	38	36	35	33	31	29	26		
ECO SNM 80-200	2900	30		53	51	51	49	48	46	45	43	41	39	37	
ECO SNM 80-200	2900	37		60	59	59	58	56	55	54	52	50	48	46	42
ECO SNM 80-200	2900	45		67	66	66	65	64	63	62	60	58	57	55	52
ECO SNM 80-250	2900	37		64	63	61	59	56	54	51	48	44			
ECO SNM 80-250	2900	45		74	72	71	69	67	65	62	60	57	53	49	
ECO SNM 80-250	2900	55		84	83	82	80	78	77	75	72	70	67	63	
ECO SNM 80-250	2900	75		101	100	100	99	97	96	95	93	91	89	87	81
ECO SNM 80-250	2900	90		106	106	105	105	104	103	101	100	98	96	94	89

## ECO SNM 2900 rpm

Pump Type	Speed [rpm]	Motor Power [kW]	Q: Capacity												
			m3/h	0	108	144	168	192	204	216	228	240	264	288	312
			l/min	0	1800	2400	2800	3200	3400	3600	3800	4000	4400	4800	5200
			H: Head [m]												
ECO SNM 100-160	2900	22		36.2	35.0	33.5	32.1	30.5	29.6	28.6	27.5				
ECO SNM 100-160	2900	30		43.3	42.6	41.3	40.0	38.4	37.6	36.6	35.5	34.3	31.7	29.0	25.8
ECO SNM 100-160	2900	37		47.3	47.0	45.6	44.4	42.8	41.8	40.8	39.6	38.5	36.0	33.3	30.2
ECO SNM 100-200	2900	30		43	43	42	41	40	39	38	37	36	34	31	
ECO SNM 100-200	2900	37		48	49	48	47	46	45	44	43	42	41	38	35
ECO SNM 100-200	2900	45		54	55	54	53	52	52	51	50	50	48	46	43
ECO SNM 100-200	2900	55		63	64	63	63	62	62	61	61	60	58	56	54
ECO SNM 100-250	2900	45		60	62	60	58	55	53	51	48	46	40	35	
ECO SNM 100-250	2900	55		69	71	70	68	65	63	62	60	58	53	48	
ECO SNM 100-250	2900	75		85	87	86	85	83	82	81	79	78	75	71	66
ECO SNM 100-250	2900	90		98	100	99	99	98	97	97	96	95	93	90	86

## ECO SNM 2900 rpm

Pump Type	Speed [rpm]	Motor Power [kW]	Q: Capacity												
			m3/h	0	210	246	282	318	354	372	390	408	426	462	504
			l/min	0	3500	4100	4700	5300	5900	6200	6500	6800	7100	7700	8400
			H: Head [m]												
ECO SNM 125-200	2900	55		42	41	41	40	39	38	38	37	36	35	33	29
ECO SNM 125-200	2900	75		58	55	55	54	54	53	52	52	51	50	48	44
ECO SNM 125-200	2900	90		61	58	58	57	57	56	55	55	54	53	51	47

The values in the capacity tables are for information purposes, and the final selection of pumps should be made from the online selection program.

## ECO SNM 1450 rpm

Pump Type	Speed [rpm]	Motor Power [kW]	Q: Capacity												
			m3/h	0	3	6	9	12	15	18	21	24			
			l/min	0	50	100	150	200	250	300	350	400			
H: Head [m]															
ECO SNM 32-125	1450	0.37		6.2	6.2	6.1	5.8	5.3	4.5	3.3					
ECO SNM 32-125	1450	0.55		7.3	7.3	7.2	7.1	6.7	5.9	4.9	3.5				
ECO SNM 32-160	1450	0.37		7.1	7.1	6.9	6.2	5.0	3.2						
ECO SNM 32-160	1450	0.55		9.3	9.3	9.1	8.6	7.7	6.1	3.9					
ECO SNM 32-160	1450	0.75		10.5	10.4	10.3	9.9	9.1	7.8	5.9					
ECO SNM 32-200	1450	0.75		10.8	10.7	10.5	10.1	9.4	8.2	6.4	4.0				
ECO SNM 32-200	1450	1.1		14.3	14.2	14.1	13.9	13.4	12.5	11.0	9.0	6.1			
ECO SNM 32-200	1450	1.5		16.7	16.6	16.5	16.4	16.1	15.4	14.3	12.5	10.0			
ECO SNM 32-250	1450	1.1		14.3	14.3	14.0	13.4	12.1	9.5	5.0					
ECO SNM 32-250	1450	1.5		18.3	18.3	18.2	17.7	16.8	14.8	11.3					
ECO SNM 32-250	1450	2.2		24.2	24.1	24.0	23.8	23.4	22.3	20.2	16.3				
ECO SNM 32-250	1450	3		25.5	25.4	25.3	25.2	25.0	24.0	22.3	18.9				

## ECO SNM 1450 rpm

Pump Type	Speed [rpm]	Motor Power [kW]	Q: Capacity												
			m3/h	0	6	9	12	15	18	21	24	27	30	33	39
			l/min	0	100	150	200	250	300	350	400	450	500	550	650
H: Head [m]															
ECO SNM 40-125	1450	0.37		4.9	4.8	4.6	4.4	4.0	3.3						
ECO SNM 40-125	1450	0.55		7.4	7.4	7.3	7.1	6.8	6.4	5.7	4.8				
ECO SNM 40-160	1450	0.55		7.4	7.3	7.3	7.1	6.8	6.4	5.7	4.8	3.6			
ECO SNM 40-160	1450	0.75		9.2	9.2	9.1	9.0	8.7	8.3	7.8	7.0	6.1	5.0		
ECO SNM 40-160	1450	1.1		10.6	10.7	10.6	10.5	10.3	10.0	9.5	9.0	8.3	7.4		
ECO SNM 40-200	1450	1.1		10.2	10.1	10.0	9.9	9.7	9.3	8.7	7.8	6.5			
ECO SNM 40-200	1450	1.5		13.1	13.1	13.1	12.9	12.7	12.4	11.8	11.1	10.2	9.0	7.5	
ECO SNM 40-200	1450	2.2		16.8	17.0	16.9	16.8	16.6	16.3	16.0	15.5	14.8	14.2	13.4	11.5
ECO SNM 40-250	1450	2.2		17.6	17.6	17.5	17.4	17.2	16.9	16.3	15.7	14.8	13.6	12.1	
ECO SNM 40-250	1450	3		21.7	21.7	21.7	21.6	21.5	21.3	20.9	20.4	19.8	18.9	17.8	14.7
ECO SNM 40-250	1450	4		23.2	23.2	23.2	23.1	23.1	23.0	22.7	22.3	21.7	20.9	19.9	17.1
ECO SNM 40-315	1450	3		22.0	21.8	21.6	21.2	20.5	19.6	18.0	16.0	13.3	9.9		
ECO SNM 40-315	1450	4		28.2	27.8	27.6	27.4	26.9	26.2	25.0	23.3	21.2	18.2	14.6	
ECO SNM 40-315	1450	5.5		35.2	34.7	34.7	34.5	34.1	33.7	33.0	31.8	30.3	27.9	25.4	
ECO SNM 40-315	1450	7.5		38.7	38.3	38.3	38.2	38.0	37.6	37.0	36.0	34.7	32.9	30.5	23.6

The values in the capacity tables are for information purposes, and the final selection of pumps should be made from the online selection program.

## ECO SNM 1450 rpm

Pump Type	Speed [rpm]	Motor Power [kW]	Q: Capacity												
			m3/h	0	15	21	24	27	30	33	36	39	45	51	57
			l/min	0	250	350	400	450	500	550	600	650	750	850	950
H: Head [m]															
ECO SNM 50-125	1450	0.55		5.1	4.9	4.6	4.4	4.2	4.0	3.7	3.5	3.2			
ECO SNM 50-125	1450	0.75		6.6	6.5	6.2	6.1	5.9	5.7	5.5	5.2	4.9	4.1		
ECO SNM 50-125	1450	1.1		7.4	7.2	7.0	6.9	6.7	6.5	6.3	6.0	5.7	4.9	3.8	
ECO SNM 50-160	1450	0.75		6.3	6.2	6.0	5.8	5.5	5.3	5.0	4.6	4.1	2.8		
ECO SNM 50-160	1450	1.1		8.3	8.2	8.1	7.9	7.7	7.5	7.2	6.8	6.5	5.4	4.0	
ECO SNM 50-160	1450	1.5		10.1	10.1	9.9	9.8	9.7	9.5	9.2	8.9	8.6	7.7	6.6	
ECO SNM 50-160	1450	2.2		10.7	10.8	10.6	10.5	10.4	10.2	10.0	9.7	9.4	8.6	7.6	6.3
ECO SNM 50-200	1450	1.5		10.1	10.0	9.8	9.6	9.4	9.1	8.8	8.4	8.0	7.0	5.8	
ECO SNM 50-200	1450	2.2		13.4	13.3	13.2	13.0	12.9	12.6	12.4	12.1	11.7	10.9	9.9	8.7
ECO SNM 50-200	1450	3		16.3	16.3	16.1	16.0	15.8	15.6	15.4	15.2	14.9	14.2	13.4	12.3
ECO SNM 50-250	1450	2.2		13.8	13.7	13.5	13.3	13.0	12.6	12.2	11.5	10.9	9.3	7.5	
ECO SNM 50-250	1450	3		17.3	17.3	17.1	17.0	16.7	16.3	16.0	15.4	14.8	13.4	11.7	10.0
ECO SNM 50-250	1450	4		21.2	21.2	21.1	21.0	20.7	20.4	20.0	19.6	19.1	18.0	16.5	15.0
ECO SNM 50-250	1450	5.5		24.0	24.0	24.0	24.0	23.7	23.5	23.1	22.7	22.2	21.2	20.1	18.7
ECO SNM 50-315	1450	5.5		27.9	27.9	27.6	27.3	26.6	25.8	24.7	23.4	21.6	17.5	12.0	
ECO SNM 50-315	1450	7.5		34.6	34.7	34.3	34.2	33.9	33.3	32.7	31.8	30.8	27.8	23.8	18.0
ECO SNM 50-315	1450	11		38.5	38.7	38.4	38.2	38.0	37.8	37.3	37.0	36.0	34.0	30.5	25.3

## ECO SNM 1450 rpm

Pump Type	Speed [rpm]	Motor Power [kW]	Q: Capacity												
			m3/h	0	12	18	24	30	36	48	54	60	72	84	96
			l/min	0	200	300	400	500	600	800	900	1000	1200	1400	1600
H: Head [m]															
ECO SNM 65-125	1450	0.75		5.6	5.5	5.4	5.3	5.1	4.8	4.0	3.5	2.8			
ECO SNM 65-125	1450	1.1		6.8	6.8	6.7	6.6	6.3	6.1	5.3	4.7	4.1	2.7		
ECO SNM 65-160	1450	1.1		7.7	7.6	7.5	7.3	7.2	6.9	6.0	5.3	4.5			
ECO SNM 65-160	1450	1.5		9.3	9.3	9.3	9.2	9.0	8.8	8.0	7.4	6.7			
ECO SNM 65-160	1450	2.2		10.5	10.6	10.6	10.5	10.3	10.1	9.4	8.9	8.3	6.7		
ECO SNM 65-200	1450	1.5		9.3	9.3	9.3	9.1	8.9	8.6	7.6	7.0	6.2			
ECO SNM 65-200	1450	2.2		11.6	11.7	11.6	11.5	11.4	11.1	10.3	9.7	9.0	7.2		
ECO SNM 65-200	1450	3		13.9	14.0	13.9	13.9	13.7	13.5	12.8	12.3	11.8	10.3	8.2	
ECO SNM 65-200	1450	4		15.8	15.9	15.9	15.8	15.7	15.6	15.0	14.7	14.2	12.9	11.2	
ECO SNM 65-250	1450	3		15.2	15.2	15.1	15.0	14.9	14.6	13.5	12.7	11.5	8.4		
ECO SNM 65-250	1450	4		18.2	18.2	18.2	18.1	18.0	17.8	16.9	16.1	15.2	12.5	9.1	
ECO SNM 65-250	1450	5.5		22.3	22.2	22.2	22.1	22.1	22.0	21.4	20.8	20.1	18.0	15.0	11.0
ECO SNM 65-250	1450	7.5		24.1	24.0	24.0	24.0	24.0	23.9	23.4	23.0	22.3	20.5	17.8	14.6
ECO SNM 65-315	1450	5.5		22.0	22.1	22.2	22.2	22.2	22.0	21.0	20.1	19.0	15.8	11.8	
ECO SNM 65-315	1450	7.5		26.0	26.2	26.3	26.4	26.3	26.1	25.3	24.6	23.6	21.0	17.4	12.6
ECO SNM 65-315	1450	11		32.6	33.2	33.4	33.4	33.4	33.2	32.7	32.1	31.5	29.8	27.4	24.0
ECO SNM 65-315	1450	15		36.6	37.5	37.5	37.7	37.5	37.4	37.0	36.7	36.2	35.0	33.2	30.6
ECO SNM 65-400	1450	15		44	44	44	44	44	43	42	40	39	34	29	22
ECO SNM 65-400	1450	18.5		51	51	51	51	51	50	49	48	47	43	39	32
ECO SNM 65-400	1450	22		56	57	57	57	57	56	55	55	54	51	47	40
ECO SNM 65-400	1450	30		64	64	64	65	65	64	64	63	63	60	57	51

The values in the capacity tables are for information purposes, and the final selection of pumps should be made from the online selection program.

## ECO SNM 1450 rpm

Pump Type	Speed [rpm]	Motor Power [kW]	Q: Capacity												
			m3/h	0	24	36	48	54	60	72	84	96	108	138	168
			l/min	0	400	600	800	900	1000	1200	1400	1600	1800	2300	2800
H: Head [m]															
ECO SNM 80-160	1450	1.5		6.4	6.4	6.2	5.9	5.7	5.4	4.9	4.1	3.3			
ECO SNM 80-160	1450	2.2		8.3	8.3	8.2	8.0	7.8	7.7	7.2	6.7	6.0	5.2		
ECO SNM 80-160	1450	3		10.1	10.0	9.9	9.8	9.7	9.6	9.3	8.9	8.4	7.7	5.3	
ECO SNM 80-200	1450	3		11.0	11.0	10.8	10.5	10.2	10.0	9.4	8.7	7.8	6.5		
ECO SNM 80-200	1450	4		13.3	13.3	13.1	12.9	12.7	12.6	12.0	11.4	10.5	9.4		
ECO SNM 80-200	1450	5.5		16.4	16.5	16.4	16.2	16.1	16.0	15.6	15.0	14.3	13.4	10.2	
ECO SNM 80-250	1450	4		15.2	15.3	15.3	15.0	14.8	14.5	13.5	12.2	10.4			
ECO SNM 80-250	1450	5.5		17.6	17.7	17.7	17.5	17.3	17.0	16.3	15.2	13.8	12.0		
ECO SNM 80-250	1450	7.5		21.1	21.0	21.1	21.0	20.9	20.8	20.3	19.5	18.4	17.1		
ECO SNM 80-250	1450	11		24.8	24.9	24.9	24.9	24.9	24.8	24.6	24.2	23.5	22.5	18.6	
ECO SNM 80-315	1450	11		29.0	28.8	28.8	28.7	28.5	28.4	27.8	27.0	25.8	24.2		
ECO SNM 80-315	1450	15		34.6	34.6	34.6	34.5	34.4	34.2	34.0	33.3	32.4	31.2	27.0	
ECO SNM 80-315	1450	18.5		37.6	37.6	37.6	37.5	37.4	37.3	37.0	36.5	35.8	34.7	31.0	
ECO SNM 80-400	1450	18.5		35	35	35	35	35	35	35	35	34	32	27	20
ECO SNM 80-400	1450	22		40	40	40	40	40	40	40	40	39	37	33	27
ECO SNM 80-400	1450	30		50	50	50	51	51	51	51	51	50	49	45	40
ECO SNM 80-400	1450	37		58	58	59	59	59	59	59	59	59	58	55	50
ECO SNM 80-400	1450	45		63	63	63	64	64	64	64	64	64	63	61	56

## ECO SNM 1450 rpm

Pump Type	Speed [rpm]	Motor Power [kW]	Q: Capacity												
			m3/h	0	48	60	72	84	96	108	120	138	168	192	216
			l/min	0	800	1000	1200	1400	1600	1800	2000	2300	2800	3200	3600
H: Head [m]															
ECO SNM 100-160	1450	3		9	9	9	9	8	8	7	7	6			
ECO SNM 100-160	1450	4		12	12	12	11	11	11	10	10	9			
ECO SNM 100-200	1450	4		10	11	11	11	11	10	10	9	8	6		
ECO SNM 100-200	1450	5.5		13	14	14	13	13	13	13	12	12	10	8	
ECO SNM 100-200	1450	7.5		15	15	15	15	15	15	15	15	14	12	11	9
ECO SNM 100-250	1450	5.5		15	15	15	14	14	13	12	11	9			
ECO SNM 100-250	1450	7.5		18	18	18	18	17	17	16	15	13	9		
ECO SNM 100-250	1450	11		22	22	22	22	22	22	21	20	19	15	12	
ECO SNM 100-250	1450	15		23	24	24	24	24	23	23	22	21	18	14	10
ECO SNM 100-315	1450	15		27	27	27	27	26	26	26	25	24	21	18	14
ECO SNM 100-315	1450	18.5		31	31	31	31	30	30	30	29	28	26	24	20
ECO SNM 100-315	1450	22		35	35	35	35	35	35	35	34	33	32	30	27
ECO SNM 100-315	1450	30		37	37	37	37	37	36	36	36	35	34	32	30

The values in the capacity tables are for information purposes, and the final selection of pumps should be made from the online selection program.

## ECO SNM 1450 rpm

Pump Type	Speed [rpm]	Motor Power [kW]	Q: Capacity												
			m3/h	0	48	72	96	120	168	192	216	240	264	288	312
			l/min	0	800	1200	1600	2000	2800	3200	3600	4000	4400	4800	5200
			H: Head [m]												
ECO SNM 100-400	1450	30		41	40	40	40	39	37	34	32	28	25	21	
ECO SNM 100-400	1450	37		46	46	46	46	45	43	41	38	35	32	28	24
ECO SNM 100-400	1450	45		53	53	53	52	52	50	48	46	43	40	37	33
ECO SNM 100-400	1450	55		59	59	59	59	59	57	55	54	51	49	46	43
ECO SNM 100-400	1450	75		64	64	64	64	64	63	61	60	58	56	53	50

## ECO SNM 1450 rpm

Pump Type	Speed [rpm]	Motor Power [kW]	Q: Capacity												
			m3/h	0	120	144	168	192	216	240	264	288	312	336	360
			l/min	0	2000	2400	2800	3200	3600	4000	4400	4800	5200	5600	6000
			H: Head [m]												
ECO SNM 125-200	1450	7.5		12	11	11	11	11	10	9	8	7			
ECO SNM 125-200	1450	11		14	14	14	14	13	13	12	11	10	9	7	
ECO SNM 125-250	1450	15		17	17	17	17	16	16	15	14	13	12	11	10
ECO SNM 125-250	1450	18.5		20	20	20	20	20	19	19	18	17	17	15	14
ECO SNM 125-250	1450	22		22	23	23	22	22	22	22	21	20	20	19	17
ECO SNM 125-315	1450	18.5		23	23	23	22	22	21	20	18	16	14	12	10
ECO SNM 125-315	1450	22		26	26	26	26	25	24	23	22	20	18	16	14
ECO SNM 125-315	1450	30		32	32	32	31	31	30	29	28	27	25	23	21
ECO SNM 125-315	1450	37		37	37	36	36	36	35	34	33	32	31	29	27
ECO SNM 125-315	1450	45		39	39	38	38	38	37	36	36	35	33	32	30
ECO SNM 125-400	1450	37		39	40	40	39	38	37	35	32	30	26	23	19
ECO SNM 125-400	1450	45		45	46	45	45	44	43	41	39	37	34	31	27
ECO SNM 125-400	1450	55		51	52	52	51	50	49	48	46	44	42	39	36
ECO SNM 125-400	1450	75		62	63	63	63	63	62	62	61	59	58	56	53

## ECO SNM 1450 rpm

Pump Type	Speed [rpm]	Motor Power [kW]	Q: Capacity												
			m3/h	0	216	264	288	312	336	360	390	420	450	480	540
			l/min	0	3600	4400	4800	5200	5600	6000	6500	7000	7500	8000	9000
			H: Head [m]												
ECO SNM 150-200	1450	11		12	11	10	10	10	9	9	8	7			
ECO SNM 150-200	1450	15		14	13	12	12	12	11	11	10	9			
ECO SNM 150-250	1450	15		15	14	13	13	13	12	12	11	10	9	7	
ECO SNM 150-250	1450	18.5		17	17	16	16	15	15	15	14	13	12	10	
ECO SNM 150-250	1450	22		19	19	19	18	18	18	17	17	16	15	13	10
ECO SNM 150-250	1450	30		21	21	21	21	20	20	20	19	18	17	16	13
ECO SNM 150-315	1450	18.5		21	19	18	17	16	15	14	12				
ECO SNM 150-315	1450	22		23	21	20	19	18	17	16	15				
ECO SNM 150-315	1450	30		28	27	26	26	25	24	23	22	20	18		
ECO SNM 150-315	1450	37		32	32	31	30	30	29	28	27	25	23	21	
ECO SNM 150-315	1450	45		36	36	35	35	34	34	33	32	30	29	27	
ECO SNM 150-315	1450	55		38	37	37	36	36	35	35	33	32	31	29	26
ECO SNM 150-400	1450	45		37	37	35	34	34	33	32	30	29	27	25	
ECO SNM 150-400	1450	55		44	43	42	41	40	39	38	37	36	34	33	29
ECO SNM 150-400	1450	75		54	53	52	51	51	50	49	48	47	45	43	40
ECO SNM 150-400	1450	90		61	60	59	59	58	57	57	56	54	53	52	48

## Yatay Monoblok Tek Kademeli Eko Tasarım Pompalar

Pump Type	Motor			Pipe Connection		Price
	kW	HP	Rpm	Suction	Discharge	
ECO SNM 32-125	1.5	2	2900	2"	1 1/4"	630 €
ECO SNM 32-125	2.2	3	2900	2"	1 1/4"	670 €
ECO SNM 32-125	3	4	2900	2"	1 1/4"	760 €
ECO SNM 32-125	4	5.5	2900	2"	1 1/4"	860 €
ECO SNM 32-160	2.2	3	2900	2"	1 1/4"	690 €
ECO SNM 32-160	3	4	2900	2"	1 1/4"	780 €
ECO SNM 32-160	4	5.5	2900	2"	1 1/4"	880 €
ECO SNM 32-160	5.5	7.5	2900	2"	1 1/4"	1.065 €
ECO SNM 32-200	5.5	7.5	2900	2"	1 1/4"	1.135 €
ECO SNM 32-200	7.5	10	2900	2"	1 1/4"	1.195 €
ECO SNM 32-200	11	15	2900	2"	1 1/4"	1.655 €
ECO SNM 32-250	7.5	10	2900	2"	1 1/4"	1.280 €
ECO SNM 32-250	11	15	2900	2"	1 1/4"	1.710 €
ECO SNM 32-250	15	20	2900	2"	1 1/4"	1.865 €
ECO SNM 32-250	18.5	25	2900	2"	1 1/4"	2.030 €
ECO SNM 32-250	22	30	2900	2"	1 1/4"	2.530 €
ECO SNM 40-125	2.2	3	2900	2 1/2"	1 1/2"	685 €
ECO SNM 40-125	3	4	2900	2 1/2"	1 1/2"	775 €
ECO SNM 40-125	4	5.5	2900	2 1/2"	1 1/2"	875 €
ECO SNM 40-125	5.5	7.5	2900	2 1/2"	1 1/2"	1.060 €
ECO SNM 40-160	4	5.5	2900	2 1/2"	1 1/2"	910 €
ECO SNM 40-160	5.5	7.5	2900	2 1/2"	1 1/2"	1.095 €
ECO SNM 40-160	7.5	10	2900	2 1/2"	1 1/2"	1.155 €
ECO SNM 40-200	7.5	10	2900	2 1/2"	1 1/2"	1.220 €
ECO SNM 40-200	11	15	2900	2 1/2"	1 1/2"	1.675 €
ECO SNM 40-200	15	20	2900	2 1/2"	1 1/2"	1.830 €
ECO SNM 40-200	18.5	25	2900	2 1/2"	1 1/2"	1.990 €
ECO SNM 40-250	15	20	2900	2 1/2"	1 1/2"	1.895 €
ECO SNM 40-250	18.5	25	2900	2 1/2"	1 1/2"	2.055 €
ECO SNM 40-250	22	30	2900	2 1/2"	1 1/2"	2.555 €
ECO SNM 40-250	30	40	2900	2 1/2"	1 1/2"	3.545 €
ECO SNM 50-125	3	4	2900	2 1/2"	2"	795 €
ECO SNM 50-125	4	5.5	2900	2 1/2"	2"	900 €
ECO SNM 50-125	5.5	7.5	2900	2 1/2"	2"	1.080 €
ECO SNM 50-125	7.5	10	2900	2 1/2"	2"	1.150 €

Pompa kataloğunda belirtilen standart malzeme kombinasyonuna göre fiyatlandırılmıştır.



Pump Type	Motor			Pipe Connection		Price
	kW	HP	Rpm	Suction	Discharge	
ECO SNM 50-160	5.5	7.5	2900	2 1/2"	2"	1.120 €
ECO SNM 50-160	7.5	10	2900	2 1/2"	2"	1.180 €
ECO SNM 50-160	11	15	2900	2 1/2"	2"	1.650 €
ECO SNM 50-160	15	20	2900	2 1/2"	2"	1.805 €
ECO SNM 50-200	11	15	2900	2 1/2"	2"	1.690 €
ECO SNM 50-200	15	20	2900	2 1/2"	2"	1.850 €
ECO SNM 50-200	18.5	25	2900	2 1/2"	2"	2.010 €
ECO SNM 50-200	22	30	2900	2 1/2"	2"	2.510 €
ECO SNM 50-250	18.5	25	2900	2 1/2"	2"	2.070 €
ECO SNM 50-250	22	30	2900	2 1/2"	2"	2.570 €
ECO SNM 50-250	30	40	2900	2 1/2"	2"	3.565 €
ECO SNM 50-250	37	50	2900	2 1/2"	2"	3.845 €
ECO SNM 65-125	5.5	7.5	2900	3"	2 1/2"	1.140 €
ECO SNM 65-125	7.5	10	2900	3"	2 1/2"	1.200 €
ECO SNM 65-125	11	15	2900	3"	2 1/2"	1.660 €
ECO SNM 65-160	7.5	10	2900	3"	2 1/2"	1.235 €
ECO SNM 65-160	11	15	2900	3"	2 1/2"	1.680 €
ECO SNM 65-160	15	20	2900	3"	2 1/2"	1.835 €
ECO SNM 65-200	15	20	2900	3"	2 1/2"	1.875 €
ECO SNM 65-200	18.5	25	2900	3"	2 1/2"	2.040 €
ECO SNM 65-200	22	30	2900	3"	2 1/2"	2.540 €
ECO SNM 65-200	30	40	2900	3"	2 1/2"	3.525 €
ECO SNM 65-250	30	40	2900	3"	2 1/2"	3.700 €
ECO SNM 65-250	37	50	2900	3"	2 1/2"	3.980 €
ECO SNM 65-250	45	60	2900	3"	2 1/2"	4.830 €
ECO SNM 65-250	55	75	2900	3"	2 1/2"	6.200 €
ECO SNM 80-160	11	15	2900	4"	3"	1.710 €
ECO SNM 80-160	15	20	2900	4"	3"	1.870 €
ECO SNM 80-160	18.5	25	2900	4"	3"	2.030 €
ECO SNM 80-160	22	30	2900	4"	3"	2.530 €
ECO SNM 80-160	30	40	2900	4"	3"	3.525 €
ECO SNM 80-200	22	30	2900	4"	3"	2.640 €
ECO SNM 80-200	30	40	2900	4"	3"	3.635 €
ECO SNM 80-200	37	50	2900	4"	3"	3.920 €
ECO SNM 80-200	45	60	2900	4"	3"	4.775 €

**Pompa katalogunda belirtilen standart malzeme kombinasyonuna göre fiyatlandırılmıştır.**

Pump Type	Motor			Pipe Connection		Price
	kW	HP	Rpm	Suction	Discharge	
ECO SNM 80-250	37	50	2900	4"	3"	4.020 €
ECO SNM 80-250	45	60	2900	4"	3"	4.870 €
ECO SNM 80-250	55	75	2900	4"	3"	6.255 €
ECO SNM 80-250	75	100	2900	4"	3"	- €
ECO SNM 80-250	90	125	2900	4"	3"	- €
ECO SNM 100-160	22	30	2900	5"	4"	2.690 €
ECO SNM 100-160	30	40	2900	5"	4"	3.685 €
ECO SNM 100-160	37	50	2900	5"	4"	3.970 €
ECO SNM 100-200	30	40	2900	5"	4"	3.700 €
ECO SNM 100-200	37	50	2900	5"	4"	3.985 €
ECO SNM 100-200	45	60	2900	5"	4"	4.835 €
ECO SNM 100-200	55	75	2900	5"	4"	6.205 €
ECO SNM 100-250	45	60	2900	5"	4"	4.950 €
ECO SNM 100-250	55	75	2900	5"	4"	6.315 €
ECO SNM 100-250	75	100	2900	5"	4"	- €
ECO SNM 100-250	90	125	2900	5"	4"	- €
ECO SNM 125-200	55	75	2900	6"	5"	6.475 €
ECO SNM 125-200	75	100	2900	6"	5"	- €
ECO SNM 125-200	90	125	2900	6"	5"	- €

Pompa katalogunda belirtilen standart malzeme kombinasyonuna göre fiyatlandırılmıştır.

Pompa Tipi	Motor			Bağlantı Ağızı		Fiyat
	kW	HP	Rpm	Emme	Basma	
ECO SNM 32-125	0.37	0.5	1450	2"	1 1/4"	540 €
ECO SNM 32-125	0.55	0.75	1450	2"	1 1/4"	595 €
ECO SNM 32-160	0.37	0.5	1450	2"	1 1/4"	555 €
ECO SNM 32-160	0.55	0.75	1450	2"	1 1/4"	610 €
ECO SNM 32-160	0.75	1	1450	2"	1 1/4"	635 €
ECO SNM 32-200	0.75	1	1450	2"	1 1/4"	705 €
ECO SNM 32-200	1.1	1.5	1450	2"	1 1/4"	725 €
ECO SNM 32-200	1.5	2	1450	2"	1 1/4"	765 €
ECO SNM 32-250	1.1	1.5	1450	2"	1 1/4"	820 €
ECO SNM 32-250	1.5	2	1450	2"	1 1/4"	860 €
ECO SNM 32-250	2.2	3	1450	2"	1 1/4"	960 €
ECO SNM 32-250	3	4	1450	2"	1 1/4"	1.005 €
ECO SNM 40-125	0.37	0.5	1450	2 1/2"	1 1/2"	555 €
ECO SNM 40-125	0.55	0.75	1450	2 1/2"	1 1/2"	610 €
ECO SNM 40-160	0.55	0.75	1450	2 1/2"	1 1/2"	625 €
ECO SNM 40-160	0.75	1	1450	2 1/2"	1 1/2"	650 €
ECO SNM 40-160	1.1	1.5	1450	2 1/2"	1 1/2"	675 €
ECO SNM 40-200	1.1	1.5	1450	2 1/2"	1 1/2"	745 €
ECO SNM 40-200	1.5	2	1450	2 1/2"	1 1/2"	785 €
ECO SNM 40-200	2.2	3	1450	2 1/2"	1 1/2"	885 €
ECO SNM 40-250	2.2	3	1450	2 1/2"	1 1/2"	1.005 €
ECO SNM 40-250	3	4	1450	2 1/2"	1 1/2"	1.050 €
ECO SNM 40-250	4	5.5	1450	2 1/2"	1 1/2"	1.135 €
ECO SNM 40-315	3	4	1450	2 1/2"	1 1/2"	1.160 €
ECO SNM 40-315	4	5.5	1450	2 1/2"	1 1/2"	1.205 €
ECO SNM 40-315	5.5	7.5	1450	2 1/2"	1 1/2"	1.325 €
ECO SNM 40-315	7.5	10	1450	2 1/2"	1 1/2"	1.435 €
ECO SNM 50-125	0.55	0.75	1450	2 1/2"	2"	640 €
ECO SNM 50-125	0.75	1	1450	2 1/2"	2"	665 €
ECO SNM 50-125	1.1	1.5	1450	2 1/2"	2"	685 €
ECO SNM 50-160	0.75	1	1450	2 1/2"	2"	680 €
ECO SNM 50-160	1.1	1.5	1450	2 1/2"	2"	705 €
ECO SNM 50-160	1.5	2	1450	2 1/2"	2"	745 €
ECO SNM 50-160	2.2	3	1450	2 1/2"	2"	840 €

Pompa kataloğunda belirtilen standart malzeme kombinasyonuna göre fiyatlandırılmıştır.

Pompa Tipi	Motor			Bağlantı Ağızı		Fiyat	
	kW	HP	Rpm	Emme	Basma		
ECO SNM 50-200	1.5	2	1450	2 1/2"	2"	810	€
ECO SNM 50-200	2.2	3	1450	2 1/2"	2"	905	€
ECO SNM 50-200	3	4	1450	2 1/2"	2"	950	€
ECO SNM 50-250	2.2	3	1450	2 1/2"	2"	1.015	€
ECO SNM 50-250	3	4	1450	2 1/2"	2"	1.060	€
ECO SNM 50-250	4	5.5	1450	2 1/2"	2"	1.145	€
ECO SNM 50-250	5.5	7.5	1450	2 1/2"	2"	1.290	€
ECO SNM 50-315	5.5	7.5	1450	2 1/2"	2"	1.560	€
ECO SNM 50-315	7.5	10	1450	2 1/2"	2"	1.700	€
ECO SNM 50-315	11	15	1450	2 1/2"	2"	2.130	€
ECO SNM 65-125	0.75	1	1450	3"	2 1/2"	705	€
ECO SNM 65-125	1.1	1.5	1450	3"	2 1/2"	730	€
ECO SNM 65-160	1.1	1.5	1450	3"	2 1/2"	750	€
ECO SNM 65-160	1.5	2	1450	3"	2 1/2"	790	€
ECO SNM 65-160	2.2	3	1450	3"	2 1/2"	885	€
ECO SNM 65-200	1.5	2	1450	3"	2 1/2"	855	€
ECO SNM 65-200	2.2	3	1450	3"	2 1/2"	955	€
ECO SNM 65-200	3	4	1450	3"	2 1/2"	1.000	€
ECO SNM 65-200	4	5.5	1450	3"	2 1/2"	1.085	€
ECO SNM 65-250	3	4	1450	3"	2 1/2"	1.225	€
ECO SNM 65-250	4	5.5	1450	3"	2 1/2"	1.310	€
ECO SNM 65-250	5.5	7.5	1450	3"	2 1/2"	1.455	€
ECO SNM 65-250	7.5	10	1450	3"	2 1/2"	1.590	€
ECO SNM 65-315	5.5	7.5	1450	3"	2 1/2"	1.655	€
ECO SNM 65-315	7.5	10	1450	3"	2 1/2"	1.795	€
ECO SNM 65-315	11	15	1450	3"	2 1/2"	2.225	€
ECO SNM 65-315	15	20	1450	3"	2 1/2"	2.440	€
ECO SNM 65-400	15	20	1450	4"	2 1/2"	2.595	€
ECO SNM 65-400	18.5	25	1450	4"	2 1/2"	2.815	€
ECO SNM 65-400	22	30	1450	4"	2 1/2"	3.395	€
ECO SNM 65-400	30	40	1450	4"	2 1/2"	3.815	€
ECO SNM 80-160	1.5	2	1450	4"	3"	845	€
ECO SNM 80-160	2.2	3	1450	4"	3"	940	€
ECO SNM 80-160	3	4	1450	4"	3"	985	€

Pompa kataloğunda belirtilen standart malzeme kombinasyonuna göre fiyatlandırılmıştır.

Pompa Tipi	Motor			Bağlantı Ağızı		Fiyat
	kW	HP	Rpm	Emme	Basma	
ECO SNM 80-200	3	4	1450	4"	3"	1.125 €
ECO SNM 80-200	4	5.5	1450	4"	3"	1.210 €
ECO SNM 80-200	5.5	7.5	1450	4"	3"	1.355 €
ECO SNM 80-250	4	5.5	1450	4"	3"	1.355 €
ECO SNM 80-250	5.5	7.5	1450	4"	3"	1.500 €
ECO SNM 80-250	7.5	10	1450	4"	3"	1.635 €
ECO SNM 80-250	11	15	1450	4"	3"	2.050 €
ECO SNM 80-315	11	15	1450	4"	3"	2.320 €
ECO SNM 80-315	15	20	1450	4"	3"	2.530 €
ECO SNM 80-315	18.5	25	1450	4"	3"	2.770 €
ECO SNM 80-400	18.5	25	1450	4"	3"	3.130 €
ECO SNM 80-400	22	30	1450	4"	3"	3.665 €
ECO SNM 80-400	30	40	1450	4"	3"	4.065 €
ECO SNM 80-400	37	50	1450	4"	3"	4.835 €
ECO SNM 80-400	45	60	1450	4"	3"	5.210 €
ECO SNM 100-160	3	4	1450	5"	4"	1.155 €
ECO SNM 100-160	4	5.5	1450	5"	4"	1.240 €
ECO SNM 100-200	4	5.5	1450	5"	4"	1.295 €
ECO SNM 100-200	5.5	7.5	1450	5"	4"	1.440 €
ECO SNM 100-200	7.5	10	1450	5"	4"	1.575 €
ECO SNM 100-250	5.5	7.5	1450	5"	4"	1.565 €
ECO SNM 100-250	7.5	10	1450	5"	4"	1.700 €
ECO SNM 100-250	11	15	1450	5"	4"	2.130 €
ECO SNM 100-250	15	20	1450	5"	4"	2.380 €
ECO SNM 100-315	15	20	1450	5"	4"	2.630 €
ECO SNM 100-315	18.5	25	1450	5"	4"	2.845 €
ECO SNM 100-315	22	30	1450	5"	4"	3.395 €
ECO SNM 100-315	30	40	1450	5"	4"	3.800 €
ECO SNM 100-400	30	40	1450	5"	4"	4.275 €
ECO SNM 100-400	37	50	1450	5"	4"	5.045 €
ECO SNM 100-400	45	60	1450	5"	4"	5.420 €
ECO SNM 100-400	55	75	1450	5"	4"	6.700 €
ECO SNM 100-400	75	100	1450	5"	4"	- €
ECO SNM 125-200	7.5	10	1450	6"	5"	1.800 €
ECO SNM 125-200	11	15	1450	6"	5"	2.245 €


Pompa kataloğunda belirtilen standart malzeme kombinasyonuna göre fiyatlandırılmıştır.

Pompa Tipi	Motor		Rpm	Bağlantı Ağızı		Fiyat
	kW	HP		Emme	Basma	
ECO SNM 125-250	15	20	1450	6"	5"	2.475 €
ECO SNM 125-250	18.5	25	1450	6"	5"	2.720 €
ECO SNM 125-250	22	30	1450	6"	5"	3.300 €
ECO SNM 125-315	18.5	25	1450	6"	5"	3.135 €
ECO SNM 125-315	22	30	1450	6"	5"	3.650 €
ECO SNM 125-315	30	40	1450	6"	5"	4.065 €
ECO SNM 125-315	37	50	1450	6"	5"	4.840 €
ECO SNM 125-315	45	60	1450	6"	5"	5.215 €
ECO SNM 125-400	37	50	1450	6"	5"	5.195 €
ECO SNM 125-400	45	60	1450	6"	5"	5.565 €
ECO SNM 125-400	55	75	1450	6"	5"	6.845 €
ECO SNM 125-400	75	100	1450	6"	5"	- €
ECO SNM 150-200	11	15	1450	8"	6"	2.500 €
ECO SNM 150-200	15	20	1450	8"	6"	2.770 €
ECO SNM 150-250	15	20	1450	8"	6"	2.875 €
ECO SNM 150-250	18.5	25	1450	8"	6"	3.120 €
ECO SNM 150-250	22	30	1450	8"	6"	3.700 €
ECO SNM 150-250	30	40	1450	8"	6"	4.120 €
ECO SNM 150-315	18.5	25	1450	8"	6"	3.460 €
ECO SNM 150-315	22	30	1450	8"	6"	3.975 €
ECO SNM 150-315	30	40	1450	8"	6"	4.375 €
ECO SNM 150-315	37	50	1450	8"	6"	5.145 €
ECO SNM 150-315	45	60	1450	8"	6"	5.520 €
ECO SNM 150-315	55	75	1450	8"	6"	6.800 €
ECO SNM 150-400	45	60	1450	8"	6"	5.755 €
ECO SNM 150-400	55	75	1450	8"	6"	7.035 €
ECO SNM 150-400	75	100	1450	8"	6"	- €
ECO SNM 150-400	90	125	1450	8"	6"	- €

Pompa kataloğunda belirtilen standart malzeme kombinasyonuna göre fiyatlandırılmıştır.

# ECO SNL

Hat Tipi (In-Line)  
Santrifüj Pompalar



## ECO SNL 2900 rpm

Pompa Tipi	Devir Sayısı [rpm]	Motor Gücü [kW]	Q: Debi												
			m3/h	0	9	12	15	18	21	24	27	30	33	36	39
			l/min	0	150	200	250	300	350	400	450	500	550	600	650
H: Basma Yüksekliği [m]															
ECO SNL 40-125	2900	1.5		17.1	16.3	15.8	15.2	14.2	12.8	10.9	8.4	5.1			
ECO SNL 40-125	2900	2.2		23.1	22.4	22.1	21.5	20.7	19.6	18.0	15.9	13.3	10.0		
ECO SNL 40-125	2900	3		28.6	28.0	27.8	27.3	26.7	25.8	24.4	22.7	20.5	18.2	15.3	12.0
ECO SNL 40-125	2900	4		30.0	29.4	29.1	28.8	28.1	27.3	26.0	24.4	22.4	20.0	17.5	14.5
ECO SNL 40-160	2900	2.2		25.1	24.5	23.8	22.8	21.4	19.5	17.1	14.2				
ECO SNL 40-160	2900	3		30.1	29.5	29.0	27.8	26.5	24.8	22.5	19.7	16.2	11.8		
ECO SNL 40-160	2900	4		36.5	35.8	35.2	34.4	33.2	31.6	29.4	26.8	23.5	19.5		
ECO SNL 40-160	2900	5.5		43.0	42.2	41.7	40.8	39.8	38.4	36.3	33.8	30.8	27.2	23.0	
ECO SNL 40-200	2900	5.5		41	40	40	39	38	37	34	30	25	17		
ECO SNL 40-200	2900	7.5		50	49	49	49	48	47	45	42	37	32	24	
ECO SNL 40-200	2900	11		66	66	66	66	65	65	64	63	60	57	53	47

## ECO SNL 2900 rpm

Pompa Tipi	Devir Sayısı [rpm]	Motor Gücü [kW]	Q: Debi												
			m3/h	0	18	24	30	33	36	39	42	45	51	57	66
			l/min	0	300	400	500	550	600	650	700	750	850	950	1100
H: Basma Yüksekliği [m]															
ECO SNL 50-125	2900	2.2		18.4	17.2	15.9	14.3	13.3	12.0	10.6					
ECO SNL 50-125	2900	3		22.8	21.8	20.9	19.5	18.7	17.6	16.4	15.0	13.4	9.3		
ECO SNL 50-125	2900	4		27.2	26.3	25.8	24.7	24.0	23.1	22.1	21.0	19.6	16.3	12.2	
ECO SNL 50-125	2900	5.5		29.5	28.7	28.3	27.4	26.7	26.0	25.0	24.0	23.0	20.0	16.6	
ECO SNL 50-160	2900	4		27.5	26.7	25.8	24.3	23.3	22.2	21.0	19.4	17.8	13.8		
ECO SNL 50-160	2900	5.5		34.0	33.4	32.6	31.3	30.5	29.5	28.3	27.0	25.4	21.7	17.0	
ECO SNL 50-160	2900	7.5		42.9	42.3	41.7	40.8	40.0	39.2	38.2	37.0	35.5	32.0	27.8	
ECO SNL 50-200	2900	7.5		38	37	37	35	34	33	31	29	27	20		
ECO SNL 50-200	2900	11		47	47	46	45	44	43	41	40	37	32		
ECO SNL 50-200	2900	15		67	68	68	67	67	66	65	63	62	59	54	
ECO SNL 50-250	2900	15		58	58	58	58	57	56	55	54	53	49	44	
ECO SNL 50-250	2900	18.5		69	69	68	68	67	67	66	65	64	61	56	47
ECO SNL 50-250	2900	22		78	78	78	77	77	77	76	75	74	71	67	60
ECO SNL 50-250	2900	30		94	94	93	93	93	92	92	91	91	89	86	81

Kapasite tablolarındaki degerler bilgi amaçlı olup. pompaların nihai seçimi online seçim programından yapılmalıdır.



## ECO SNL 2900 rpm

Pompa Tipi	Devir Sayısı [rpm]	Motor Gücü [kW]	Q: Debi												
			m3/h	0	24	36	42	48	54	60	66	72	78	90	102
			l/min	0	400	600	700	800	900	1000	1100	1200	1300	1500	1700
H: Basma Yüksekliği [m]															
ECO SNL 65-125	2900	3		16.7	15.6	14.4	13.7	12.8	11.6	10.2	8.4				
ECO SNL 65-125	2900	4		20.4	19.3	18.3	17.7	16.9	15.8	14.5	13.0	11.0			
ECO SNL 65-125	2900	5.5		25.3	24.2	23.6	23.0	22.3	21.4	20.4	19.0	17.2	15.2		
ECO SNL 65-125	2900	7.5		30.0	29.1	28.6	28.2	27.6	27.0	26.0	25.0	23.3	21.7	17.2	
ECO SNL 65-160	2900	5.5		27.1	26.5	25.2	24.2	23.0	21.4	19.7	17.7				
ECO SNL 65-160	2900	7.5		32.0	31.5	30.4	29.5	28.5	27.0	25.5	23.7	21.6	19.2		
ECO SNL 65-160	2900	11		40.7	40.5	39.8	39.3	38.3	37.3	36.0	34.4	32.6	30.4	25.4	
ECO SNL 65-160	2900	15		44.4	44.3	43.8	43.3	42.5	41.6	40.4	38.8	37.2	35.0	30.2	
ECO SNL 65-200	2900	11		41	41	40	40	39	38	37	36	35	33	29	
ECO SNL 65-200	2900	15		50	50	49	49	48	48	47	46	45	43	39	
ECO SNL 65-200	2900	18.5		58	58	58	58	57	57	56	55	54	53	49	43
ECO SNL 65-200	2900	22		67	67	67	67	67	66	66	65	64	63	60	55
ECO SNL 65-250	2900	18.5		61	61	61	60	59	57	54	51	47	42	30	
ECO SNL 65-250	2900	22		71	70	70	70	68	67	65	62	59	54	43	
ECO SNL 65-250	2900	30		87	87	87	87	86	85	84	82	79	76	68	55
ECO SNL 65-250	2900	37		101	101	101	100	100	99	99	97	96	94	87	76

## ECO SNL 2900 rpm

Pompa Tipi	Devir Sayısı [rpm]	Motor Gücü [kW]	Q: Debi												
			m3/h	0	42	54	66	72	78	84	90	96	102	114	126
			l/min	0	700	900	1100	1200	1300	1400	1500	1600	1700	1900	2100
H: Basma Yüksekliği [m]															
ECO SNL 80-125	2900	5.5		21.4	19.5	18.7	17.7	17.1	16.3	15.4	14.5	13.3	12.3	9.5	6.7
ECO SNL 80-125	2900	7.5		26.5	25.2	24.5	23.6	23.0	22.4	21.6	20.8	19.8	18.7	16.1	13.1
ECO SNL 80-125	2900	11		28.4	27.2	26.6	25.8	25.3	24.6	24.0	23.0	22.0	21.0	18.5	15.5
ECO SNL 80-160	2900	7.5		29.1	27.8	26.7	25.3	24.5	23.3	22.2	20.8	19.2	17.5		
ECO SNL 80-160	2900	11		37.0	35.8	35.0	34.0	33.2	32.5	31.6	30.5	29.2	27.8	24.0	
ECO SNL 80-160	2900	15		43.4	42.6	42.0	41.1	40.7	40.2	39.5	38.7	37.6	36.4	33.0	27.8
ECO SNL 80-200	2900	15		42	41	41	39	39	38	37	35	34	32	29	24
ECO SNL 80-200	2900	18.5		50	49	48	48	47	46	45	44	43	42	38	35
ECO SNL 80-200	2900	22		56	55	55	54	54	53	52	51	50	49	47	43
ECO SNL 80-200	2900	30		66	66	66	66	65	65	65	64	63	62	60	57
ECO SNL 80-250	2900	30		68	68	68	67	67	66	65	64	63	61	58	53
ECO SNL 80-250	2900	37		79	79	79	79	78	78	77	76	75	74	71	67
ECO SNL 80-250	2900	45		91	91	91	91	91	90	90	90	89	88	86	82
ECO SNL 80-250	2900	55		97	97	97	97	97	97	97	97	96	95	93	91

Kapasite tablolarındaki degerler bilgi amaçlı olup. pompaların nihai seçimi online seçim programından yapılmalıdır.

## ECO SNL 2900 rpm

Pompa Tipi	Devir Sayısı [rpm]	Motor Gücü [kW]	Q: Debi												
			m <sup>3</sup> /h	0	84	108	132	144	156	168	174	180	186	198	210
			l/min	0	1400	1800	2200	2400	2600	2800	2900	3000	3100	3300	3500
H: Basma Yüksekliği [m]															
ECO SNL 100-160	2900	11		27.2	23.5	21.0	18.0	16.5	14.8	13.0	12.0	11.0	10.0	8.0	
ECO SNL 100-160	2900	15		33.7	30.4	28.3	26.0	24.6	23.2	21.5	20.7	20.0	19.0	17.0	15.0
ECO SNL 100-160	2900	18		38.5	35.5	33.8	31.8	30.6	29.2	27.8	27.1	26.4	25.6	24.0	22.0
ECO SNL 100-160	2900	22		42.8	40.0	38.6	36.8	35.8	34.6	33.5	33.0	32.0	31.4	30.0	28.0
ECO SNL 100-200	2900	22		42	41	39	37	36	34	32	31	30	29	27	
ECO SNL 100-200	2900	30		51	51	50	48	47	46	44	43	42	41	39	36
ECO SNL 100-200	2900	37		59	59	58	57	56	54	53	52	51	51	49	46
ECO SNL 100-200	2900	45		64	64	64	62	62	61	59	59	58	57	55	53
ECO SNL 100-250	2900	37		61	61	59	56	53	50	47	45	43			
ECO SNL 100-250	2900	45		74	75	73	71	69	66	64	62	60	58		
ECO SNL 100-250	2900	55		85	86	85	83	82	80	78	76	75	73	70	
ECO SNL 100-250	2900	75		103	103	103	102	102	101	99	99	98	97	94	91

## ECO SNL 2900 rpm

Pompa Tipi	Devir Sayısı [rpm]	Motor Gücü [kW]	Q: Debi												
			m <sup>3</sup> /h	0	60	90	120	150	180	210	240	270	290	300	
			l/min	0	1000	1500	2000	2500	3000	3500	4000	4500	4833	5000	
H: Basma Yüksekliği [m]															
ECO SNL 125-160	2900	11		21,1	18,6	17,5	16,3	15	13,5	11,8	9,52	6,82			
ECO SNL 125-160	2900	15		30,1	27	25,6	24,1	22,5	20,7	18,5	16	13,1	11		
ECO SNL 125-160	2900	18,5		35,1	31,9	30,4	28,9	27,2	25,5	23,3	20,9	18	15,8		
ECO SNL 125-160	2900	22		36,4	33,1	31,6	30,1	28,5	26,7	24,6	22,1	19,2	17	16	

Kapasite tablolarındaki degerler bilgi amaçlı olup. pompaların nihai seçimi online seçim programından yapılmalıdır.

## ECO SNL 1450 rpm

Pompa Tipi	Devir Sayısı [rpm]	Motor Gücü [kW]	Q: Debi											
			m3/h	0	2.4	4.8	7.2	9.6	12	14.4	16.8	19.2		
			l/min	0	40	80	120	160	200	240	280	320		
H: Basma Yüksekliği [m]														
ECO SNL 40-125	1450	0.37		6.6	6.5	6.5	6.4	6.1	5.6	4.9	4.0	2.9		
ECO SNL 40-125	1450	0.55		6.9	6.8	6.8	6.7	6.4	6.0	5.3	4.5	3.6		
ECO SNL 40-160	1450	0.37		7.0	7.1	7.0	6.6	6.1	5.4	4.2				
ECO SNL 40-160	1450	0.55		9.1	9.2	9.1	8.8	8.2	7.4	6.4	5.0			
ECO SNL 40-160	1450	0.75		10.1	10.2	10.1	9.8	9.2	8.4	7.4	6.3	4.9		
ECO SNL 40-200	1450	0.55		9.2	9.1	9.1	9.0	8.5	7.4	5.8				
ECO SNL 40-200	1450	0.75		11.1	11.0	11.1	11.1	10.7	9.8	8.4	6.7			
ECO SNL 40-200	1450	1.1		14.4	14.4	14.5	14.5	14.3	13.8	12.9	11.5	9.7		
ECO SNL 40-200	1450	1.5		15.7	15.7	15.8	15.8	15.7	15.3	14.6	13.4	11.5		

## ECO SNL 1450 rpm

Pompa Tipi	Devir Sayısı [rpm]	Motor Gücü [kW]	Q: Debi												
			m3/h	0	7.2	9.6	12	14.4	16.8	19.2	21.6	24	26.4	28.8	33.6
			l/min	0	120	160	200	240	280	320	360	400	440	480	560
H: Basma Yüksekliği [m]															
ECO SNL 50-125	1450	0.37		5.1	4.9	4.8	4.5	4.2	3.7	3.1	2.5	1.9			
ECO SNL 50-125	1450	0.55		6.6	6.4	6.3	6.2	6.1	5.8	5.5	5.0	4.5	3.8		
ECO SNL 50-125	1450	0.75		6.8	6.6	6.5	6.4	6.3	6.1	5.8	5.3	4.8	4.1	3.4	
ECO SNL 50-160	1450	0.55		7.2	7.1	7.0	6.8	6.6	6.2	5.7	5.1	4.4	3.7		
ECO SNL 50-160	1450	0.75		8.7	8.7	8.6	8.5	8.2	7.9	7.5	6.9	6.3	5.6	4.8	
ECO SNL 50-160	1450	1.1		10.3	10.2	10.2	10.1	9.9	9.6	9.2	8.7	8.1	7.5	6.7	5.0
ECO SNL 50-200	1450	1.1		10.7	10.6	10.4	10.2	10.0	9.7	9.2	8.3	7.0	5.0		
ECO SNL 50-200	1450	1.5		13.5	13.6	13.4	13.2	13.0	12.7	12.3	11.8	10.9	9.6	7.9	
ECO SNL 50-200	1450	2.2		16.0	16.3	16.2	16.0	15.8	15.5	15.2	14.9	14.4	13.8	13.1	10.9
ECO SNL 50-250	1450	2.2		16.2	16.0	16.0	15.9	15.8	15.6	15.2	14.7	14.1	13.4	12.4	10.1
ECO SNL 50-250	1450	3		20.1	20.0	20.0	19.9	19.7	19.6	19.4	19.0	18.5	17.9	17.3	15.4
ECO SNL 50-250	1450	4		22.2	22.1	22.0	22.0	21.8	21.7	21.5	21.2	20.7	20.3	19.7	18.0

Kapasite tablolarındaki degerler bilgi amaçlı olup. pompaların nihai seçimi online seçim programından yapılmalıdır.

## ECO SNL 1450 rpm

Pompa Tipi	Devir Sayısı [rpm]	Motor Gücü [kW]	Q: Debi												
			m3/h	0	16.8	21.6	24	26.4	28.8	31.2	33.6	36	39	45	54
			l/min	0	280	360	400	440	480	520	560	600	650	750	900
H: Basma Yüksekliği [m]															
ECO SNL 65-125	1450	0.37		3.8	3.3	3.1	2.9	2.7							
ECO SNL 65-125	1450	0.55		4.9	4.5	4.3	4.2	4.0	3.8	3.5	3.2				
ECO SNL 65-125	1450	0.75		6.3	6.0	5.8	5.7	5.5	5.4	5.2	4.9	4.6	4.0		
ECO SNL 65-125	1450	1.1		7.2	6.9	6.7	6.6	6.5	6.4	6.2	5.9	5.7	5.2		
ECO SNL 65-160	1450	0.75		6.6	6.2	5.9	5.7	5.4	5.1	4.8	4.3	3.8			
ECO SNL 65-160	1450	1.1		8.8	8.5	8.2	8.1	7.8	7.6	7.3	6.9	6.5	5.9		
ECO SNL 65-160	1450	1.5		10.5	10.4	10.2	10.0	9.8	9.6	9.3	9.0	8.7	8.2	7.0	
ECO SNL 65-200	1450	1.5		10.3	10.1	9.9	9.8	9.6	9.5	9.2	9.0	8.7	8.3	7.3	
ECO SNL 65-200	1450	2.2		13.1	13.0	12.9	12.8	12.6	12.5	12.3	12.1	11.9	11.5	10.6	8.6
ECO SNL 65-200	1450	3		15.8	15.7	15.6	15.6	15.5	15.4	15.3	15.1	14.8	14.5	13.7	12.1
ECO SNL 65-250	1450	2.2		14.6	14.4	14.1	13.8	13.5	13.0	12.4	11.7	10.8	9.6	6.6	
ECO SNL 65-250	1450	3		18.4	18.3	18.1	17.9	17.6	17.2	16.8	16.2	15.5	14.5	12.0	7.2
ECO SNL 65-250	1450	4		22.2	22.1	22.0	21.8	21.7	21.4	21.1	20.6	20.2	19.4	17.3	13.3
ECO SNL 65-250	1450	5.5		24.5	24.5	24.4	24.3	24.2	24.0	23.7	23.4	23.0	22.3	20.7	17.1
ECO SNL 65-315	1450	5.5		24.1	24.4	24.1	23.9	23.5	23.0	22.5	21.6	20.8	19.6	16.6	11.0
ECO SNL 65-315	1450	7.5		31.2	31.4	31.3	31.1	31.0	30.6	30.2	29.7	29.2	28.2	26.0	21.0
ECO SNL 65-315	1450	11		37.5	37.7	37.7	37.7	37.6	37.4	37.2	37.0	36.5	36.0	34.3	30.0

## ECO SNL 1450 rpm

Pompa Tipi	Devir Sayısı [rpm]	Motor Gücü [kW]	Q: Debi												
			m3/h	0	12	18	24	30	36	48	54	60	72	84	96
			l/min	0	200	300	400	500	600	800	900	1000	1200	1400	1600
H: Basma Yüksekliği [m]															
ECO SNL 80-125	1450	0.55		4.6	4.3	4.1	4.0	3.7	3.4	2.5	1.8				
ECO SNL 80-125	1450	0.75		5.7	5.5	5.4	5.2	5.0	4.7	3.8	3.2	2.4			
ECO SNL 80-125	1450	1.1		6.6	6.5	6.4	6.3	6.1	5.8	4.9	4.3	3.6	1.9		
ECO SNL 80-160	1450	1.1		8.0	7.9	7.7	7.6	7.3	7.0	5.8	5.0	4.0			
ECO SNL 80-160	1450	1.5		9.7	9.4	9.3	9.2	9.0	8.7	7.8	7.1	6.2			
ECO SNL 80-160	1450	2.2		10.5	10.2	10.1	10.0	9.9	9.6	8.8	8.1	7.3	5.3		
ECO SNL 80-200	1450	1.5		8.9	8.8	8.8	8.6	8.4	8.1	7.0	6.1	5.1			
ECO SNL 80-200	1450	2.2		11.6	11.6	11.5	11.4	11.3	11.0	10.2	9.5	8.7			
ECO SNL 80-200	1450	3		14.1	14.0	14.0	14.0	13.9	13.7	13.2	12.7	12.0	10.2		
ECO SNL 80-200	1450	4		15.2	15.1	15.1	15.1	15.1	15.0	14.5	14.1	13.5	11.9		
ECO SNL 80-250	1450	3		13.5	13.6	13.5	13.5	13.3	13.1	12.0	11.0	9.7			
ECO SNL 80-250	1450	4		16.8	17.1	17.2	17.2	17.0	16.7	15.7	15.0	14.0	11.8	8.7	
ECO SNL 80-250	1450	5.5		20.8	21.0	21.1	21.2	21.1	21.0	20.4	19.8	19.0	17.2	14.6	11.0
ECO SNL 80-250	1450	7.5		23.4	23.6	23.7	23.9	24.0	23.8	23.4	23.0	22.5	20.9	18.5	15.0
ECO SNL 80-315	1450	5.5		20.7	21.0	21.2	21.3	21.3	21.0	19.9	18.9	17.8	14.4	9.9	
ECO SNL 80-315	1450	7.5		25.8	26.1	26.2	26.3	26.2	26.0	25.2	24.5	23.5	20.8	17.0	12.5
ECO SNL 80-315	1450	11		33.1	33.4	33.5	33.6	33.5	33.4	32.8	32.4	31.7	30.0	27.0	23.5
ECO SNL 80-315	1450	15		36.4	36.6	36.7	36.7	36.7	36.6	36.2	36.0	35.5	34.0	31.8	28.4

Kapasite tablolarındaki değerler bilgi amaçlı olup. pompaların nihai seçimi online seçim programından yapılmalıdır.

## ECO SNL 1450 rpm

Pompa Tipi	Devir Sayısı [rpm]	Motor Gücü [kW]	Q: Debi													
			m3/h	0	30	36	48	54	60	72	84	96	108	120	132	
			l/min	0	500	600	800	900	1000	1200	1400	1600	1800	2000	2200	
H: Basma Yüksekliği [m]																
ECO SNL 100-160	1450	1.5		7.1	6.2	6.0	5.6	5.3	5.1	4.5	4.0	3.5				
ECO SNL 100-160	1450	2.2		9.2	8.2	8.0	7.7	7.5	7.4	7.0	6.5	5.8	4.8			
ECO SNL 100-160	1450	3		10.4	9.3	9.2	9.0	8.8	8.7	8.4	7.9	7.2	6.2	5.1		
ECO SNL 100-200	1450	3		10.7	10.8	10.7	10.5	10.3	10.1	9.5	8.7	7.6	6.3			
ECO SNL 100-200	1450	4		13.0	13.1	13.0	12.8	12.7	12.5	12.0	11.3	10.4	9.3	7.8	6.2	
ECO SNL 100-200	1450	5.5		15.3	15.3	15.3	15.3	15.2	15.0	14.7	14.1	13.3	12.3	11.1	9.7	
ECO SNL 100-250	1450	4		14.4	14.4	14.3	14.0	13.8	13.5	12.4	11.0	9.2				
ECO SNL 100-250	1450	5.5		17.5	17.9	17.8	17.5	17.2	16.9	16.0	15.0	13.7	12.0	10.3		
ECO SNL 100-250	1450	7.5		21.4	22.0	21.9	21.7	21.6	21.4	20.8	20.0	19.0	17.5	16.0	14.0	
ECO SNL 100-250	1450	11		24.4	25.0	25.0	25.0	24.8	24.7	24.3	23.6	22.8	21.6	20.0	18.2	
ECO SNL 100-315	1450	7.5		24.0	23.3	23.2	23.0	22.6	22.2	21.1	19.5	17.4	14.5	11.3		
ECO SNL 100-315	1450	11		29.2	28.8	28.6	28.3	28.0	27.8	27.0	25.6	24.0	22.0	19.3	16.0	
ECO SNL 100-315	1450	15		35.0	34.6	34.5	34.3	34.0	34.0	33.3	32.6	31.6	30.0	28.0	25.4	
ECO SNL 100-315	1450	18.5		38.2	38.0	37.8	37.5	37.3	37.2	36.8	36.3	35.6	34.5	33.0	30.6	

## ECO SNL 1450 rpm

Pompa Tipi	Devir Sayısı [rpm]	Motor Gücü [kW]	Q: Debi												
			m3/h	0	15	30	45	60	75	90	105	120	135	145	
			l/min	0	250	500	750	1000	1250	1500	1750	2000	2250	2416	
H: Basma Yüksekliği [m]															
ECO SNL 125-160	1500	2,2		8,47	8,05	7,67	7,32	6,95	6,55	6,11	5,59	4,99	4,22	3,69	

Pompa Tipi	Devir Sayısı [rpm]	Motor Gücü [kW]	Q: Debi													
			m3/h	0	60	84	96	108	120	132	144	156	168	192	216	
			l/min	0	1000	1400	1600	1800	2000	2200	2400	2600	2800	3200	3600	
H: Basma Yüksekliği [m]																
ECO SNL 125-200	1450	4		9.9	10.0	9.8	9.5	9.0	8.4	7.6	6.5	5.1				
ECO SNL 125-200	1450	5.5		12.8	12.9	12.7	12.5	12.2	11.7	11.1	10.2	9.0	7.6			
ECO SNL 125-200	1450	7.5		15.0	15.0	15.0	14.8	14.6	14.2	13.7	13.0	12.0	10.8			
ECO SNL 125-250	1450	5.5		14.6	14.6	13.8	13.1	12.2	11.1	9.8	8.4	6.7				
ECO SNL 125-250	1450	7.5		18.0	18.0	17.5	17.0	16.3	15.4	14.3	13.0	11.5	9.9			
ECO SNL 125-250	1450	11		22.1	22.1	22.0	21.7	21.2	20.6	19.7	18.6	17.3	15.7	12.3		
ECO SNL 125-250	1450	15		23.3	23.3	23.2	23.0	22.6	22.0	21.2	20.2	19.0	17.4	14.0	10.5	
ECO SNL 125-315	1450	11		22.5	22.3	22.0	21.7	21.3	20.8	20.2	19.5	18.7	17.6			
ECO SNL 125-315	1450	15		28.3	28.2	28.0	27.7	27.4	27.1	26.6	26.1	25.4	24.5	22.5		
ECO SNL 125-315	1450	18.5		31.4	31.3	31.0	31.0	30.6	30.3	30.0	29.5	28.7	28.2	26.3	23.7	
ECO SNL 125-315	1450	22		34.6	34.6	34.3	34.2	34.0	33.7	33.5	33.0	32.5	31.8	30.3	28.2	
ECO SNL 125-315	1450	30		36.0	36.0	35.8	35.7	35.5	35.2	35.0	34.5	34.1	33.5	32.0	30.0	

Kapasite tablolarındaki degerler bilgi amaçlı olup. pompaların nihai seçimi online seçim programından yapılmalıdır.

## ECO SNL 1450 rpm

Pompa Tipi	Devir Sayısı [rpm]	Motor Gücü [kW]	Q: Debi												
			m3/h	0	156	180	204	228	240	252	264	276	300	324	360
			l/min	0	2600	3000	3400	3800	4000	4200	4400	4600	5000	5400	6000
H: Basma Yüksekliği [m]															
ECO SNL 150-250	1450	11		14.1	13.4	12.9	12.2	11.3	10.8	10.3	9.7	9			
ECO SNL 150-250	1450	15		17.8	17.1	16.7	16.2	15.4	15.0	14.5	14.0	13.4	12.2		
ECO SNL 150-250	1450	18.5		21.1	20.5	20.2	19.8	19.2	18.8	18.5	18.0	17.5	16.4	15.0	
ECO SNL 150-250	1450	22		22.4	21.7	21.5	21.1	20.6	20.2	20.0	19.5	19.0	18.0	16.5	
ECO SNL 150-315	1450	15		22.8	20.1	19.2	18.1	17.0	16.1	15.4	14.5	13.5	11.4	9.0	
ECO SNL 150-315	1450	18.5		24.7	22.2	21.3	20.4	19.2	18.6	17.8	17.1	16.3	14.5	12.4	8.9
ECO SNL 150-315	1450	22		27.5	25.2	24.4	23.5	22.5	21.9	21.3	20.5	19.7	18.0	16.0	12.6
ECO SNL 150-315	1450	30		33.5	31.8	31.1	30.4	29.5	29.0	28.4	27.8	27.2	25.6	24.0	21.0
ECO SNL 150-315	1450	37		37.9	36.5	36.0	35.4	34.6	34.2	33.7	33.1	32.6	31.2	29.7	27.0
ECO SNL 150-315	1450	45		39.7	38.5	38.0	37.4	36.7	36.3	35.8	35.4	34.8	33.5	32.1	29.4

Kapasite tablolarındaki degerler bilgi amaçlı olup. pompaların nihai seçimi online seçim programından yapılmalıdır.

## Hat Tipi (In-Line) Eko Tasarım Pompalar

Pompa Tipi	Motor			Bağlantı Ağızı		Fiyat
	kW	HP	Rpm	Emme	Basma	
ECO SNL 40-125	1.5	2	2900	1 1/2"	1 1/2"	640 €
ECO SNL 40-125	2.2	3	2900	1 1/2"	1 1/2"	675 €
ECO SNL 40-125	3	4	2900	1 1/2"	1 1/2"	770 €
ECO SNL 40-125	4	5.5	2900	1 1/2"	1 1/2"	870 €
ECO SNL 40-160	2.2	3	2900	1 1/2"	1 1/2"	700 €
ECO SNL 40-160	3	4	2900	1 1/2"	1 1/2"	790 €
ECO SNL 40-160	4	5.5	2900	1 1/2"	1 1/2"	890 €
ECO SNL 40-160	5.5	7.5	2900	1 1/2"	1 1/2"	1.075 €
ECO SNL 40-200	5.5	7.5	2900	1 1/2"	1 1/2"	1.150 €
ECO SNL 40-200	7.5	10	2900	1 1/2"	1 1/2"	1.210 €
ECO SNL 40-200	11	15	2900	1 1/2"	1 1/2"	1.665 €
ECO SNL 50-125	2.2	3	2900	2"	2"	710 €
ECO SNL 50-125	3	4	2900	2"	2"	805 €
ECO SNL 50-125	4	5.5	2900	2"	2"	905 €
ECO SNL 50-125	5.5	7.5	2900	2"	2"	1.090 €
ECO SNL 50-160	4	5.5	2900	2"	2"	925 €
ECO SNL 50-160	5.5	7.5	2900	2"	2"	1.105 €
ECO SNL 50-160	7.5	10	2900	2"	2"	1.165 €
ECO SNL 50-200	7.5	10	2900	2"	2"	1.255 €
ECO SNL 50-200	11	15	2900	2"	2"	1.705 €
ECO SNL 50-200	15	20	2900	2"	2"	1.860 €
ECO SNL 50-250	15	20	2900	2"	2"	1.910 €
ECO SNL 50-250	18.5	25	2900	2"	2"	2.070 €
ECO SNL 50-250	22	30	2900	2"	2"	2.570 €
ECO SNL 50-250	30	40	2900	2"	2"	3.575 €
ECO SNL 65-125	3	4	2900	2 1/2"	2 1/2"	835 €
ECO SNL 65-125	4	5.5	2900	2 1/2"	2 1/2"	935 €
ECO SNL 65-125	5.5	7.5	2900	2 1/2"	2 1/2"	1.115 €
ECO SNL 65-125	7.5	10	2900	2 1/2"	2 1/2"	1.180 €
ECO SNL 65-160	5.5	7.5	2900	2 1/2"	2 1/2"	1.160 €
ECO SNL 65-160	7.5	10	2900	2 1/2"	2 1/2"	1.220 €
ECO SNL 65-160	11	15	2900	2 1/2"	2 1/2"	1.680 €
ECO SNL 65-160	15	20	2900	2 1/2"	2 1/2"	1.840 €
ECO SNL 65-200	11	15	2900	2 1/2"	2 1/2"	1.735 €
ECO SNL 65-200	15	20	2900	2 1/2"	2 1/2"	1.895 €
ECO SNL 65-200	18.5	25	2900	2 1/2"	2 1/2"	2.055 €
ECO SNL 65-200	22	30	2900	2 1/2"	2 1/2"	2.555 €

Pompa Tipi	Motor			Bağlantı Ağızı		Fiyat
	kW	HP	Rpm	Emme	Basma	
ECO SNL 65-250	18.5	25	2900	2 1/2"	2 1/2"	2.095 €
ECO SNL 65-250	22	30	2900	2 1/2"	2 1/2"	2.595 €
ECO SNL 65-250	30	40	2900	2 1/2"	2 1/2"	3.605 €
ECO SNL 65-250	37	50	2900	2 1/2"	2 1/2"	3.890 €
ECO SNL 80-125	5.5	7.5	2900	3"	3"	1.180 €
ECO SNL 80-125	7.5	10	2900	3"	3"	1.240 €
ECO SNL 80-125	11	15	2900	3"	3"	1.690 €
ECO SNL 80-160	7.5	10	2900	3"	3"	1.300 €
ECO SNL 80-160	11	15	2900	3"	3"	1.725 €
ECO SNL 80-160	15	20	2900	3"	3"	1.885 €
ECO SNL 80-200	15	20	2900	3"	3"	1.925 €
ECO SNL 80-200	18.5	25	2900	3"	3"	2.085 €
ECO SNL 80-200	22	30	2900	3"	3"	2.590 €
ECO SNL 80-200	30	40	2900	3"	3"	3.590 €
ECO SNL 80-250	30	40	2900	3"	3"	3.785 €
ECO SNL 80-250	37	50	2900	3"	3"	4.065 €
ECO SNL 80-250	45	60	2900	3"	3"	4.915 €
ECO SNL 80-250	55	75	2900	3"	3"	6.330 €
ECO SNL 100-160	11	15	2900	4"	4"	1.950 €
ECO SNL 100-160	15	20	2900	4"	4"	2.105 €
ECO SNL 100-160	18.5	25	2900	4"	4"	2.265 €
ECO SNL 100-160	22	30	2900	4"	4"	2.765 €
ECO SNL 100-200	22	30	2900	4"	4"	2.825 €
ECO SNL 100-200	30	40	2900	4"	4"	3.730 €
ECO SNL 100-200	37	50	2900	4"	4"	4.015 €
ECO SNL 100-200	45	60	2900	4"	4"	4.870 €
ECO SNL 100-250	37	50	2900	4"	4"	4.100 €
ECO SNL 100-250	45	60	2900	4"	4"	4.950 €
ECO SNL 100-250	55	75	2900	4"	4"	6.380 €
ECO SNL 100-250	75	100	2900	4"	4"	- €
ECO SNL 125-160	11	15	2900	5"	5"	2.415 €
ECO SNL 125-160	15	20	2900	5"	5"	2.530 €
ECO SNL 125-160	18.5	25	2900	5"	5"	2.665 €
ECO SNL 125-160	22	30	2900	5"	5"	3.075 €

Pompa kataloğunda belirtilen standart malzeme kombinasyonuna göre fiyatlandırılmıştır.



Pompa Tipi	Motor			Bağlantı Ağızı		Fiyat
	kW	HP	Rpm	Emme	Basma	
ECO SNL 40-125	0.37	0.5	1450	1 1/2"	1 1/2"	550 €
ECO SNL 40-125	0.55	0.75	1450	1 1/2"	1 1/2"	605 €
ECO SNL 40-160	0.37	0.5	1450	1 1/2"	1 1/2"	565 €
ECO SNL 40-160	0.55	0.75	1450	1 1/2"	1 1/2"	620 €
ECO SNL 40-160	0.75	1	1450	1 1/2"	1 1/2"	645 €
ECO SNL 40-200	0.55	0.75	1450	1 1/2"	1 1/2"	690 €
ECO SNL 40-200	0.75	1	1450	1 1/2"	1 1/2"	715 €
ECO SNL 40-200	1.1	1.5	1450	1 1/2"	1 1/2"	740 €
ECO SNL 40-200	1.5	2	1450	1 1/2"	1 1/2"	775 €
ECO SNL 50-125	0.37	0.5	1450	2"	2"	575 €
ECO SNL 50-125	0.55	0.75	1450	2"	2"	625 €
ECO SNL 50-125	0.75	1	1450	2"	2"	650 €
ECO SNL 50-160	0.55	0.75	1450	2"	2"	635 €
ECO SNL 50-160	0.75	1	1450	2"	2"	660 €
ECO SNL 50-160	1.1	1.5	1450	2"	2"	685 €
ECO SNL 50-200	1.1	1.5	1450	2"	2"	780 €
ECO SNL 50-200	1.5	2	1450	2"	2"	820 €
ECO SNL 50-200	2.2	3	1450	2"	2"	920 €
ECO SNL 50-250	2.2	3	1450	2"	2"	1.020 €
ECO SNL 50-250	3	4	1450	2"	2"	1.065 €
ECO SNL 50-250	4	5.5	1450	2"	2"	1.150 €
ECO SNL 65-125	0.37	0.5	1450	2 1/2"	2 1/2"	620 €
ECO SNL 65-125	0.55	0.75	1450	2 1/2"	2 1/2"	675 €
ECO SNL 65-125	0.75	1	1450	2 1/2"	2 1/2"	700 €
ECO SNL 65-125	1.1	1.5	1450	2 1/2"	2 1/2"	720 €
ECO SNL 65-160	0.75	1	1450	2 1/2"	2 1/2"	715 €
ECO SNL 65-160	1.1	1.5	1450	2 1/2"	2 1/2"	740 €
ECO SNL 65-160	1.5	2	1450	2 1/2"	2 1/2"	780 €
ECO SNL 65-200	1.5	2	1450	2 1/2"	2 1/2"	860 €
ECO SNL 65-200	2.2	3	1450	2 1/2"	2 1/2"	955 €
ECO SNL 65-200	3	4	1450	2 1/2"	2 1/2"	1.000 €

Pompa kataloğunda belirtilen standart malzeme kombinasyonuna göre fiyatlandırılmıştır.

Pompa Tipi	Motor			Bağlantı Ağızı		Fiyat	
	kW	HP	Rpm	Emme	Basma		
ECO SNL 65-250	2.2	3	1450	2 1/2"	2 1/2"	1.045	€
ECO SNL 65-250	3	4	1450	2 1/2"	2 1/2"	1.090	€
ECO SNL 65-250	4	5.5	1450	2 1/2"	2 1/2"	1.175	€
ECO SNL 65-250	5.5	7.5	1450	2 1/2"	2 1/2"	1.325	€
ECO SNL 65-315	5.5	7.5	1450	2 1/2"	2 1/2"	1.695	€
ECO SNL 65-315	7.5	10	1450	2 1/2"	2 1/2"	1.835	€
ECO SNL 65-315	11	15	1450	2 1/2"	2 1/2"	2.265	€
ECO SNL 80-125	0.55	0.75	1450	3"	3"	720	€
ECO SNL 80-125	0.75	1	1450	3"	3"	745	€
ECO SNL 80-125	1.1	1.5	1450	3"	3"	770	€
ECO SNL 80-160	1.1	1.5	1450	3"	3"	810	€
ECO SNL 80-160	1.5	2	1450	3"	3"	850	€
ECO SNL 80-160	2.2	3	1450	3"	3"	945	€
ECO SNL 80-200	1.5	2	1450	3"	3"	920	€
ECO SNL 80-200	2.2	3	1450	3"	3"	1.020	€
ECO SNL 80-200	3	4	1450	3"	3"	1.065	€
ECO SNL 80-200	4	5.5	1450	3"	3"	1.150	€
ECO SNL 80-250	3	4	1450	3"	3"	1.330	€
ECO SNL 80-250	4	5.5	1450	3"	3"	1.415	€
ECO SNL 80-250	5.5	7.5	1450	3"	3"	1.560	€
ECO SNL 80-250	7.5	10	1450	3"	3"	1.695	€
ECO SNL 80-315	5.5	7.5	1450	3"	3"	1.830	€
ECO SNL 80-315	7.5	10	1450	3"	3"	1.970	€
ECO SNL 80-315	11	15	1450	3"	3"	2.395	€
ECO SNL 80-315	15	20	1450	3"	3"	2.610	€
ECO SNL 100-160	1.5	2	1450	4"	4"	1.070	€
ECO SNL 100-160	2.2	3	1450	4"	4"	1.165	€
ECO SNL 100-160	3	4	1450	4"	4"	1.210	€
ECO SNL 100-200	3	4	1450	4"	4"	1.220	€
ECO SNL 100-200	4	5.5	1450	4"	4"	1.305	€
ECO SNL 100-200	5.5	7.5	1450	4"	4"	1.450	€
ECO SNL 100-250	4	5.5	1450	4"	4"	1.455	€
ECO SNL 100-250	5.5	7.5	1450	4"	4"	1.600	€
ECO SNL 100-250	7.5	10	1450	4"	4"	1.740	€
ECO SNL 100-250	11	15	1450	4"	4"	2.150	€

Pompa kataloğunda belirtilen standart malzeme kombinasyonuna göre fiyatlandırılmıştır.

Pompa Tipi	Motor			Bağlantı Ağızı		Fiyat
	kW	HP	Rpm	Emme	Basma	
ECO SNL 100-315	7.5	10	1450	4"	4"	2.135 €
ECO SNL 100-315	11	15	1450	4"	4"	2.565 €
ECO SNL 100-315	15	20	1450	4"	4"	2.780 €
ECO SNL 100-315	18.5	25	1450	4"	4"	2.995 €
ECO SNL 125-160	2,2	3	1450	5"	5"	1.790 €
ECO SNL 125-200	4	5.5	1450	5"	5"	1.540 €
ECO SNL 125-200	5.5	7.5	1450	5"	5"	1.685 €
ECO SNL 125-200	7.5	10	1450	5"	5"	1.820 €
ECO SNL 125-250	5.5	7.5	1450	5"	5"	1.830 €
ECO SNL 125-250	7.5	10	1450	5"	5"	1.965 €
ECO SNL 125-250	11	15	1450	5"	5"	2.395 €
ECO SNL 125-250	15	20	1450	5"	5"	2.610 €
ECO SNL 125-315	11	15	1450	5"	5"	2.690 €
ECO SNL 125-315	15	20	1450	5"	5"	2.900 €
ECO SNL 125-315	18.5	25	1450	5"	5"	3.115 €
ECO SNL 125-315	22	30	1450	5"	5"	3.615 €
ECO SNL 125-315	30	40	1450	5"	5"	4.020 €
ECO SNL 150-250	11	15	1450	6"	6"	2.675 €
ECO SNL 150-250	15	20	1450	6"	6"	2.885 €
ECO SNL 150-250	18.5	25	1450	6"	6"	3.100 €
ECO SNL 150-250	22	30	1450	6"	6"	3.610 €
ECO SNL 150-315	15	20	1450	6"	6"	3.510 €
ECO SNL 150-315	18.5	25	1450	6"	6"	3.725 €
ECO SNL 150-315	22	30	1450	6"	6"	4.230 €
ECO SNL 150-315	30	40	1450	6"	6"	4.620 €
ECO SNL 150-315	37	50	1450	6"	6"	5.410 €
ECO SNL 150-315	45	60	1450	6"	6"	5.785 €

Pompa kataloğunda belirtilen standart malzeme kombinasyonuna göre fiyatlandırılmıştır.

## Hat Tipi (In-Line) Pompalar

Pompa Tipi	Motor			Bağlantı Ağızı		Fiyat
	kW	HP	Rpm	Emme	Basma	
ECO SNL 200-250	11	15	1450	8"	8"	3.325 €
ECO SNL 200-250	15	20	1450	8"	8"	3.540 €
ECO SNL 200-250	18.5	25	1450	8"	8"	3.755 €
ECO SNL 200-250	22	30	1450	8"	8"	4.290 €
ECO SNL 200-250	30	40	1450	8"	8"	4.695 €
ECO SNL 200-315	22	30	1450	8"	8"	4.495 €
ECO SNL 200-315	30	40	1450	8"	8"	4.825 €
ECO SNL 200-315	37	50	1450	8"	8"	5.495 €
ECO SNL 200-315	45	60	1450	8"	8"	5.865 €
ECO SNL 200-315	55	75	1450	8"	8"	7.155 €
ECO SNL 200-340	37	50	1450	10"	8"	7.840 €
ECO SNL 200-340	45	60	1450	10"	8"	8.130 €
ECO SNL 200-340	55	75	1450	10"	8"	9.215 €
ECO SNL 200-340	75	100	1450	10"	8"	- €


## Hat Tipi (In-Line) Pompalar

Pompa Tipi	Motor			Bağlantı Ağızı		Fiyat
	kW	HP	Rpm	Emme	Basma	
SNL 150-400	37	50	1450	6"	6"	5.755 €
SNL 150-400	45	60	1450	6"	6"	6.130 €
SNL 150-400	55	75	1450	6"	6"	7.420 €
SNL 200-400	37	50	1450	8"	8"	5.985 €
SNL 200-400	45	60	1450	8"	8"	6.330 €
SNL 200-400	55	75	1450	8"	8"	7.625 €

Pompa katalogunda belirtilen standart malzeme kombinasyonuna göre fiyatlandırılmıştır.

# SKM

Yatay Milli Çok Kademeli  
Santrifüj Pompalar



## Yatay Milli Çok Kademeli Pompalar

Pompa Tipi	Motor			Bağlantı Ağızı		Motorlu Pompa	Çıplak Pompa	Akuplaj (Şase + Kaplin TK)
	kW	HP	rpm	Emme	Basma			
SKM 32/2	4	5.5	2900	1 1/2"	1 1/4"	1.515 €	1.040 €	315 €
SKM 32/3	5.5	7.5	2900	1 1/2"	1 1/4"	1.820 €	1.150 €	400 €
SKM 32/4	5.5	7.5	2900	1 1/2"	1 1/4"	1.905 €	1.255 €	400 €
SKM 32/5	7.5	10	2900	1 1/2"	1 1/4"	2.115 €	1.430 €	400 €
SKM 32/6	11	15	2900	1 1/2"	1 1/4"	2.660 €	1.565 €	515 €
SKM 32/7	11	15	2900	1 1/2"	1 1/4"	2.800 €	1.720 €	520 €
SKM 32/8	11	15	2900	1 1/2"	1 1/4"	2.915 €	1.860 €	520 €
SKM 32/9	15	20	2900	1 1/2"	1 1/4"	3.205 €	2.010 €	585 €
SKM 32/10	15	20	2900	1 1/2"	1 1/4"	3.465 €	2.215 €	690 €
SKM 32/11	18.5	25	2900	1 1/2"	1 1/4"	3.710 €	2.355 €	695 €
SKM 32/12	18.5	25	2900	1 1/2"	1 1/4"	3.850 €	2.520 €	695 €
SKM 40/2	7.5	10	2900	2"	1 1/2"	1.945 €	1.265 €	365 €
SKM 40/3	11	15	2900	2"	1 1/2"	2.535 €	1.435 €	490 €
SKM 40/4	15	20	2900	2"	1 1/2"	2.840 €	1.620 €	535 €
SKM 40/5	18.5	25	2900	2"	1 1/2"	3.165 €	1.805 €	585 €
SKM 40/6	22	30	2900	2"	1 1/2"	3.910 €	2.010 €	810 €
SKM 40/7	30	40	2900	2"	1 1/2"	4.835 €	2.285 €	870 €
SKM 40/8	30	40	2900	2"	1 1/2"	4.990 €	2.455 €	880 €
SKM 40/9	37	50	2900	2"	1 1/2"	5.410 €	2.650 €	880 €
SKM 40/10	45	60	2900	2"	1 1/2"	6.295 €	2.880 €	1.060 €
SKM 40/11	45	60	2900	2"	1 1/2"	6.490 €	3.115 €	1.060 €
SKM 40/12	55	75	2900	2"	1 1/2"	7.790 €	3.325 €	1.275 €
SKM 50/2	15	20	2900	2 1/2"	2"	2.805 €	1.585 €	530 €
SKM 50/3	18.5	25	2900	2 1/2"	2"	3.145 €	1.830 €	535 €
SKM 50/4	22	30	2900	2 1/2"	2"	3.960 €	2.075 €	810 €
SKM 50/5	30	40	2900	2 1/2"	2"	4.850 €	2.300 €	870 €
SKM 50/6	37	50	2900	2 1/2"	2"	5.370 €	2.600 €	880 €
SKM 50/7	45	60	2900	2 1/2"	2"	6.260 €	2.885 €	1.010 €
SKM 50/8	55	75	2900	2 1/2"	2"	7.690 €	3.225 €	1.265 €
SKM 50/9	75	100	2900	2 1/2"	2"	- €	3.740 €	1.560 €
SKM 65/2	37	50	2900	3"	2 1/2"	4.895 €	2.095 €	820 €
SKM 65/3	55	75	2900	3"	2 1/2"	7.125 €	2.400 €	1.120 €
SKM 65/4	75	100	2900	3"	2 1/2"	- €	2.780 €	1.500 €
SKM 65/5	90	125	2900	3"	2 1/2"	- €	3.465 €	1.540 €
SKM 65/6	110	150	2900	3"	2 1/2"	- €	3.805 €	2.145 €
SKM 65/7	110	150	2900	3"	2 1/2"	- €	4.020 €	2.145 €
SKM 80/2	55	75	2900	4"	3"	7.605 €	3.180 €	1.120 €
SKM 80/3	90	125	2900	4"	3"	- €	3.635 €	1.500 €
SKM 80/4	110	150	2900	4"	3"	- €	4.095 €	2.145 €
SKM 80/5	160	220	2900	4"	3"	- €	- €	- €

Pompa katalogunda belirtilen standart malzeme kombinasyonuna göre fiyatlandırılmıştır.

Pompa Tipi	Motor			Bağlantı Ağızı		Motorlu Pompa	Çıplak Pompa	Akuplaj (Şase + Kaplin TK)
	kW	HP	rpm	Emme	Basma			
SKM 32/2	0.55	0.75	1450	1 1/2"	1 1/4"	1.265 €	1.040 €	285 €
SKM 32/3	0.75	1	1450	1 1/2"	1 1/4"	1.380 €	1.150 €	285 €
SKM 32/4	1.1	1.5	1450	1 1/2"	1 1/4"	1.505 €	1.255 €	310 €
SKM 32/5	1.1	1.5	1450	1 1/2"	1 1/4"	1.650 €	1.430 €	310 €
SKM 32/6	1.5	2	1450	1 1/2"	1 1/4"	1.840 €	1.565 €	365 €
SKM 32/7	1.5	2	1450	1 1/2"	1 1/4"	1.975 €	1.720 €	365 €
SKM 32/8	2.2	3	1450	1 1/2"	1 1/4"	2.165 €	1.860 €	365 €
SKM 32/9	2.2	3	1450	1 1/2"	1 1/4"	2.315 €	2.010 €	400 €
SKM 32/10	2.2	3	1450	1 1/2"	1 1/4"	2.435 €	2.155 €	400 €
SKM 32/11	3	4	1450	1 1/2"	1 1/4"	2.615 €	2.295 €	420 €
SKM 32/12	3	4	1450	1 1/2"	1 1/4"	2.765 €	2.475 €	420 €
SKM 32/13	3	4	1450	1 1/2"	1 1/4"	2.880 €	2.610 €	420 €
SKM 32/14	4	5.5	1450	1 1/2"	1 1/4"	3.110 €	2.760 €	450 €

SKM 40/2	1.1	1.5	1450	2"	1 1/2"	1.510 €	1.265 €	310 €
SKM 40/3	1.5	2	1450	2"	1 1/2"	1.735 €	1.435 €	365 €
SKM 40/4	2.2	3	1450	2"	1 1/2"	1.965 €	1.620 €	365 €
SKM 40/5	3	4	1450	2"	1 1/2"	2.190 €	1.805 €	400 €
SKM 40/6	3	4	1450	2"	1 1/2"	2.360 €	2.010 €	400 €
SKM 40/7	4	5.5	1450	2"	1 1/2"	2.640 €	2.225 €	420 €
SKM 40/8	4	5.5	1450	2"	1 1/2"	2.785 €	2.395 €	420 €
SKM 40/9	5.5	7.5	1450	2"	1 1/2"	3.130 €	2.590 €	510 €
SKM 40/10	5.5	7.5	1450	2"	1 1/2"	3.325 €	2.820 €	515 €
SKM 40/11	5.5	7.5	1450	2"	1 1/2"	3.480 €	3.005 €	515 €
SKM 40/12	7.5	10	1450	2"	1 1/2"	3.855 €	3.220 €	590 €

SKM 50/2	2.2	3	1450	2 1/2"	2"	1.935 €	1.585 €	365 €
SKM 50/3	3	4	1450	2 1/2"	2"	2.210 €	1.830 €	400 €
SKM 50/4	4	5.5	1450	2 1/2"	2"	2.500 €	2.075 €	400 €
SKM 50/5	5.5	7.5	1450	2 1/2"	2"	2.815 €	2.300 €	425 €
SKM 50/6	5.5	7.5	1450	2 1/2"	2"	3.080 €	2.530 €	510 €
SKM 50/7	7.5	10	1450	2 1/2"	2"	3.475 €	2.815 €	540 €
SKM 50/8	7.5	10	1450	2 1/2"	2"	3.695 €	3.080 €	540 €
SKM 50/9	11	15	1450	2 1/2"	2"	4.375 €	3.340 €	695 €

SKM 65/2	4	5.5	1450	3"	2 1/2"	2.585 €	2.095 €	485 €
SKM 65/3	5.5	7.5	1450	3"	2 1/2"	2.955 €	2.400 €	490 €
SKM 65/4	7.5	10	1450	3"	2 1/2"	3.440 €	2.780 €	535 €
SKM 65/5	11	15	1450	3"	2 1/2"	4.270 €	3.220 €	690 €
SKM 65/6	15	20	1450	3"	2 1/2"	4.760 €	3.555 €	695 €
SKM 65/7	15	20	1450	3"	2 1/2"	5.015 €	3.865 €	695 €

Pompa kataloğunda belirtilen standart malzeme kombinasyonuna göre fiyatlandırılmıştır.

Pompa Tipi	Motor			Bağlantı Ağızı		Motorlu Pompa	Çıplak Pompa	Akuplaj (Şase + Kaplin TK)
	kW	HP	rpm	Emme	Basma			
SKM 80/2	11	15	1450	4"	3"	4.340 €	3.180 €	810 €
SKM 80/3	15	20	1450	4"	3"	4.930 €	3.635 €	820 €
SKM 80/4	18.5	25	1450	4"	3"	5.585 €	4.095 €	905 €
SKM 80/5	22	30	1450	4"	3"	6.450 €	4.610 €	915 €
SKM 80/6	30	40	1450	4"	3"	7.185 €	5.075 €	1.010 €
SKM 80/7	37	50	1450	4"	3"	8.060 €	5.525 €	1.060 €
SKM 80/8	37	50	1450	4"	3"	8.515 €	5.955 €	1.175 €
SKM 80/9	45	60	1450	4"	3"	9.275 €	6.430 €	1.275 €
SKM 80/10	45	60	1450	4"	3"	9.615 €	6.840 €	1.275 €
SKM 100/2	22	30	1450	5"	4"	6.075 €	4.160 €	915 €
SKM 100/3	37	50	1450	5"	4"	7.385 €	4.760 €	1.010 €
SKM 100/4	45	60	1450	5"	4"	8.235 €	5.400 €	1.060 €
SKM 100/5	55	75	1450	5"	4"	9.885 €	5.975 €	1.370 €
SKM 100/6	75	100	1450	5"	4"	- €	6.540 €	1.950 €
SKM 100/7	75	100	1450	5"	4"	- €	7.180 €	1.950 €
SKM 100/8	90	125	1450	5"	4"	- €	7.810 €	1.965 €
SKM 125/2	55	75	1450	6"	5"	10.715 €	6.935 €	1.405 €
SKM 125/3	90	125	1450	6"	5"	- €	7.825 €	1.845 €
SKM 125/4	110	150	1450	6"	5"	- €	8.755 €	2.540 €
SKM 125/5	132	180	1450	6"	5"	- €	9.700 €	2.780 €
SKM 125/6	160	220	1450	6"	5"	- €	10.620 €	2.780 €
SKM 150/2	110	150	1450	8"	6"	- €	9.645 €	2.545 €
SKM 150/3	160	220	1450	8"	6"	- €	10.965 €	2.785 €
SKM 150/4	185	250	1450	8"	6"	- €	12.275 €	2.805 €
SKM 200/2	-	-	1450	10"	8"	- €	- €	- €
SKM 200/3	-	-	1450	10"	8"	- €	- €	- €

Pompa kataloğunda belirtilen standart malzeme kombinasyonuna göre fiyatlandırılmıştır.



C

## Dalgıç Atık Su Pompaları



## Dalgıç Atık Su Pompaları

Pompa Tipi	Çark Kodu	Motor			Fiyat
		kW	HP	rpm	
C 50-200 D	152.1	4	5.5	2900	1.120 €
C 50-200 D	152.2	3	4	2900	1.070 €
C 50-160 D	142.1	2.2	3	2900	860 €
C 50-160 D	141.1	1.5	2	2900	810 €
C 50-160 D	141.2	1.1	1.5	2900	800 €
C 50-160 D	141.3	0.75	1	2900	785 €
C 50-200 B	150.1	1.5	2	1450	940 €
C 50-200 B	150.2	1.1	1.5	1450	915 €
C 50-200 B	150.3	0.75	1	1450	890 €
C 50-200 VX	156.1	4	5.5	2900	1.110 €
C 50-200 VX	156.2	3	4	2900	1.065 €
C 50-160 VX	146.1	2.2	3	2900	855 €
C 50-160 VX	146.2	1.5	2	2900	810 €
C 50-160 VX	146.3	1.1	1.5	2920	795 €
C 50-160 VX	146.4	0.75	1	2900	780 €
C 80-200 B	200.1	3	4	1450	1.210 €
C 80-200 B	200.2	2.2	3	1450	1.200 €
C 80-160 B	160.1	1.5	2	1450	985 €
C 100-240 D	242.1	7.5	10	2900	1.715 €
C 100-240 D	242.2	5.5	7.5	2900	1.630 €
C 80-200 D	202.1	4	5.5	2900	1.205 €
C 80-200 D	202.2	3	4	2900	1.165 €
C 100-270 B	270.1	8.8	12	1450	1.890 €
C 100-270 B	270.2	7.5	10	1450	1.815 €
C 100-240 B	240.1	5.5	7.5	1450	1.680 €
C 100-240 B	240.2	4	5.5	1450	1.280 €
C 100-270 VX	275.1	8.8	12	1450	1.845 €
C 100-270 VX	275.2	7.5	10	1450	1.770 €
C 100-240 VX	245.1	5.5	7.5	1450	1.645 €
C 100-240 VX	245.2	4	5.5	1450	1.245 €
C 80-200 VX	205.1	3	4	1450	1.165 €
C 80-200 VX	205.2	2.2	3	1450	1.150 €
C 80-160 VX	165.1	1.5	2	1450	985 €
C 50-200 F	158.1	4	5.5	2900	1.225 €
C 50-200 F	158.2	3	4	2900	1.175 €
C 50-160 F	148.1	2.2	3	2900	955 €
C 50-160 F	148.2	1.5	2	2900	910 €
C 50-160 F	148.3	1.1	1.5	2900	895 €

Fiyatlarımıza; koruma ve kontrol rölesi. 10 metre kablo ve taşıma zinciri dahildir.

Malzeme Tanımı	Fiyat (Yeni Tip Rubicon) (1 Gruplu)	Fiyat (Yeni Tip Rubicon) (2 Gruplu)
0.75 - 1.1 kW Pano (Monofaze) - Kondansatörlü	185 €	310 €
0.75 - 3 kW Pano (Direk)	185 €	310 €
4 kW Pano (Direk)	185 €	310 €
5.5 kW Pano (Direk)	185 €	310 €
7.5 kW Pano (Direk)	185 €	310 €
8.8 kW Pano (Direk)	185 €	310 €
11 kW Pano (Yıldız / Üçgen)	263 €	510 €
15 kW Pano (Yıldız / Üçgen)	298 €	580 €
18.5 kW Pano (Yıldız / Üçgen)	298 €	580 €
22 kW Pano (Yıldız / Üçgen)	458 €	850 €
30 kW Pano (Yıldız / Üçgen)	633 €	1.133 €
37 kW Pano (Yıldız / Üçgen)	718 €	1.360 €
45 kW Pano (Yıldız / Üçgen)	773 €	1.400 €
Flatör (5m kablolu)		35 €

\*\* Yeni tip panolarda rölesiz teslimat yapılmamaktadır.

\*\* Eski tip ve yeni tip panolarda kullanılan koruma röleleri farklıdır.

\*\* Panosuz alımlarda. pompa ile birlikte eski tip koruma rölesi verilecektir.



Sistem Tipi	Tank Hacmi lt.	Pompa Adedi	Motor Gücü kW	Fiyat
Conflux 300 - 1 - 1.1	300	1	1.1	2.208 €
Conflux 300 - 1 - 1.5	300	1	1.5	2.222 €
Conflux 300 - 1 - 2.2	300	1	2.2	2.271 €
Conflux 300 - 1 - 3	300	1	3	2.500 €
Conflux 300 - 1 - 4	300	1	4	2.554 €
Conflux 300 - 2 - 1.1	300	2	1.1	3.644 €
Conflux 300 - 2 - 1.5	300	2	1.5	3.672 €
Conflux 300 - 2 - 2.2	300	2	2.2	3.770 €
Conflux 300 - 2 - 3	300	2	3	4.228 €
Conflux 300 - 2 - 4	300	2	4	4.337 €
Conflux 500 - 2 - 1.1	500	2	1.1	3.870 €
Conflux 500 - 2 - 1.5	500	2	1.5	3.898 €
Conflux 500 - 2 - 2.2	500	2	2.2	3.996 €
Conflux 500 - 2 - 3	500	2	3	4.454 €
Conflux 500 - 2 - 4	500	2	4	4.563 €

\*\* Fiyatlarımıza; pompa. pano. çekvalf ve flatör dahildir.

# PC

Atık Su / Proses  
Pompaları



## Yatay Milli Atık Su Pompaları

Pompa Tipi	Motor			Bağlantı Ağızı		Motorlu Pompa	Çıplak Pompa	Akuplaj (Şase + Kaplin TK)
	kW	HP	rpm	Emme	Basma			
PC 40-160	1.1	1.5	1450	2"	1 1/2"	1.120 €	815 €	290 €
PC 40-160	1.5	2	1450	2"	1 1/2"	1.155 €	815 €	290 €
PC 40-160	2.2	3	1450	2"	1 1/2"	1.235 €	815 €	290 €
PC 50-160	1.1	1.5	1450	2 1/2"	2"	1.160 €	865 €	290 €
PC 50-160	1.5	2	1450	2 1/2"	2"	1.195 €	865 €	290 €
PC 50-160	2.2	3	1450	2 1/2"	2"	1.275 €	865 €	290 €
PC 50-160	3	4	1450	2 1/2"	2"	1.320 €	865 €	290 €
PC 50-200	2.2	3	1450	2 1/2"	2"	1.320 €	920 €	290 €
PC 65-200	3	4	1450	3"	2 1/2"	1.490 €	1.045 €	320 €
PC 65-200	4	5.5	1450	3"	2 1/2"	1.570 €	1.045 €	320 €
PC 80-160	2.2	3	1450	4"	3"	1.375 €	960 €	€
PC 80-200	3	4	1450	4"	3"	1.740 €	1.295 €	365 €
PC 80-200	4	5.5	1450	4"	3"	1.820 €	1.295 €	365 €
PC 100-240	4	5.5	1450	5"	4"	2.000 €	1.510 €	365 €
PC 100-240	5.5	7.5	1450	5"	4"	2.145 €	1.510 €	415 €
PC 100-240	7.5	10	1450	5"	4"	2.280 €	1.510 €	415 €
PC 100-270	7.5	10	1450	5"	4"	2.480 €	1.750 €	415 €
PC 100-270	11	15	1450	5"	4"	2.845 €	1.750 €	455 €
PC 40-160	7.5	10	2900	2"	1 1/2"	1.490 €	815 €	270 €
PC 40-160	11	15	2900	2"	1 1/2"	1.870 €	815 €	315 €
PC 50-160	11	15	2900	2 1/2"	2"	1.950 €	865 €	360 €
PC 50-160	15	20	2900	2 1/2"	2"	2.065 €	865 €	360 €
PC 50-160	18.5	25	2900	2 1/2"	2"	2.190 €	865 €	360 €
PC 50-200	15	20	2900	2 1/2"	2"	2.115 €	920 €	370 €
PC 65-200	30	40	2900	3"	2 1/2"	3.720 €	1.070 €	415 €

Pompa kataloğunda belirtilen standart malzeme kombinasyonuna göre fiyatlandırılmıştır.

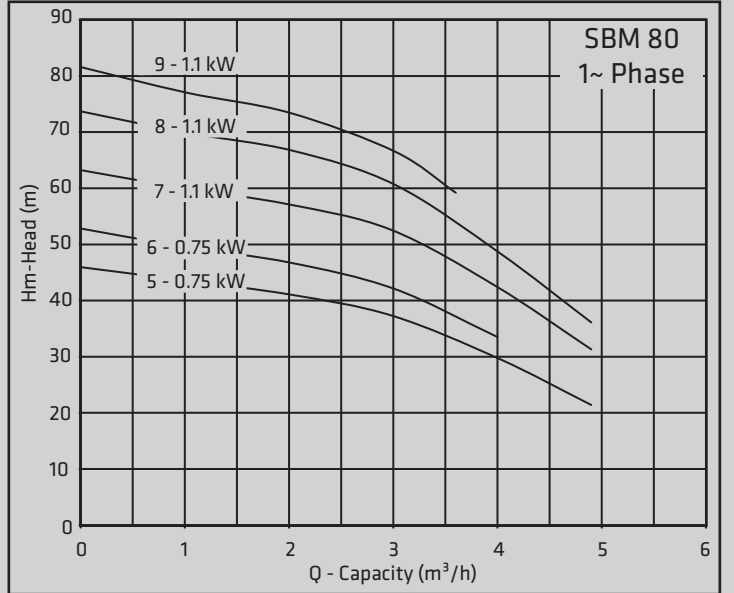
Mil sızdırmazlığı yumuşak salmastra ile yapılmaktadır.

# TH SERİSİ HİDROFORLAR



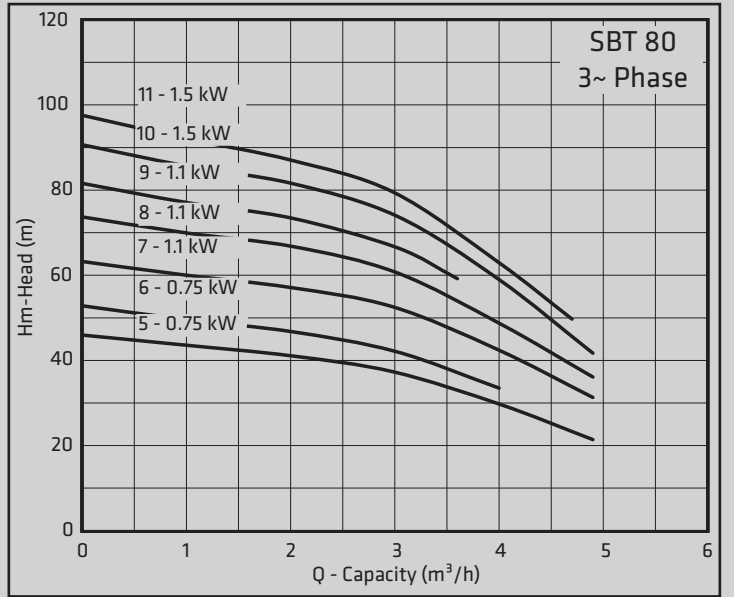
## Monofaze Motorlu

Pompa Tipi	Motor Gücü (kW)	Tank Hacmi	Kat Sayısı	Daire Sayısı	Liste Satış Fiyatı
TH SBM 80/5	0.75	24	1-3	1-10	771 €
		50			794 €
TH SBM 80/6	0.75	24	3-5	1-10	779 €
		50			802 €
TH SBM 80/7	1.1	24	5-7	1-10	801 €
		50			823 €
TH SBM 80/8	1.1	24	7-10	1-10	809 €
		50			832 €
TH SBM 80/9	1.1	24	10-13	1-10	819 €
		50			841 €

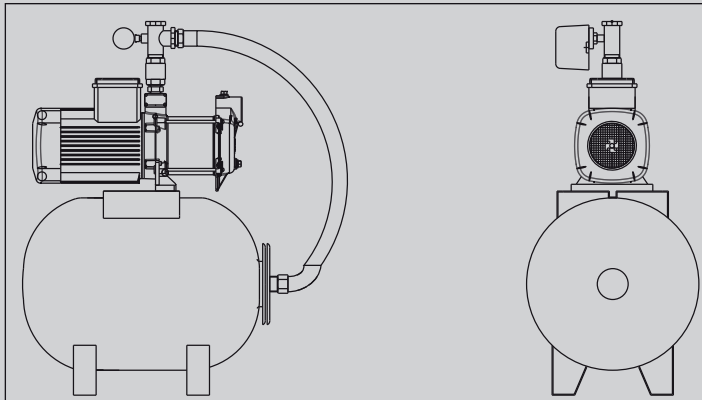
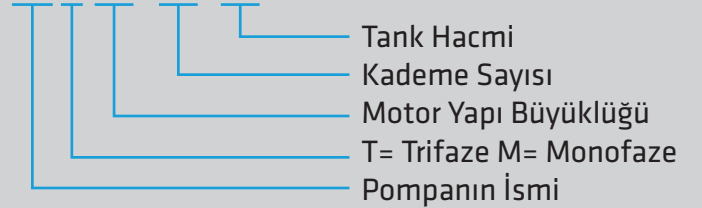


## Trifaze Motorlu

Pompa Tipi	Motor Gücü (kW)	Tank Hacmi	Kat Sayısı	Daire Sayısı	Liste Satış Fiyatı
TH SBT 80/5	0.75	24	1-3	1-10	769 €
		50			792 €
TH SBT 80/6	0.75	24	3-5	1-10	787 €
		50			809 €
TH SBT 80/7	1.1	24	5-7	1-10	813 €
		50			835 €
TH SBT 80/8	1.1	24	7-10	1-10	821 €
		50			843 €
TH SBT 80/9	1.1	24	10-13	1-10	825 €
		50			847 €
TH SBT 80/10	1.5	24	13-16	1-10	830 €
		50			850 €
TH SBT 80/11	1.5	24	16-19	1-10	835 €
		50			857 €
TH SBT 80/12	1.5	24			840 €
		50			862 €



### SBT 80/10-50



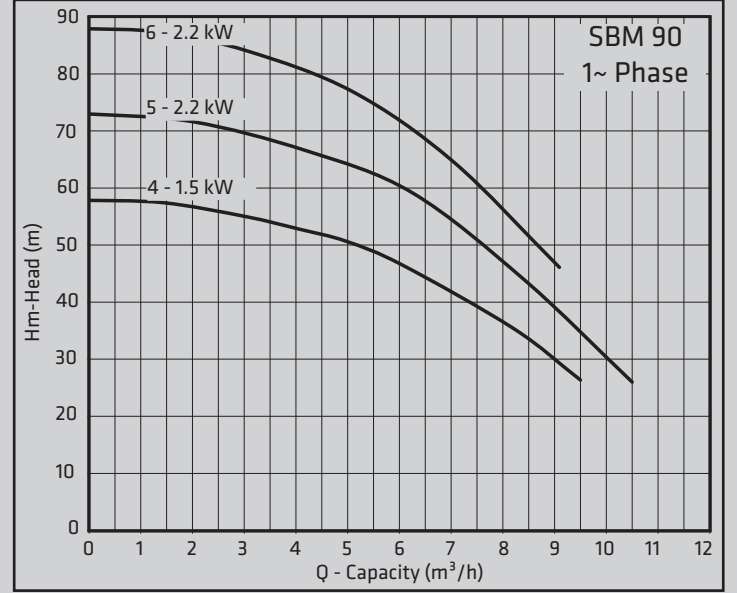
### Yatık Tanklı Hidroforlarda;

- Değiştirilebilen tip hijyenik membranlı denge tankı.
- Elektrik panosu.
- 3m kablolu susuz çalışmayı önleyici seviye flatörü.
- Sessiz tip çek valf.
- 5 yollu bağlantı parçası.
- Manometre.
- Basınç şalteri
- Esnek bağlantı hortumu teslimat kapsamındadır.



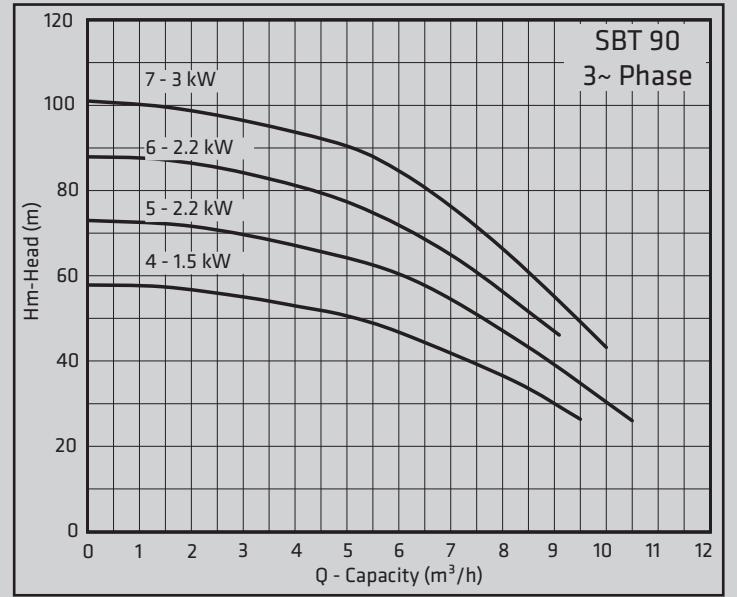
## Monofaze Motorlu

Pompa Tipi	Motor Gücü (kW)	Tank Hacmi	Kat Sayısı	Daire Sayısı	Liste Satış Fiyatı
TH SBM 90/4	1.5	50	1-6	1-18	906 €
		80			962 €
TH SBM 90/5	2.2	50	6-9	1-18	936 €
		80			992 €
TH SBM 90/6	2.2	50	9-14	1-18	948 €
		80			1.004 €

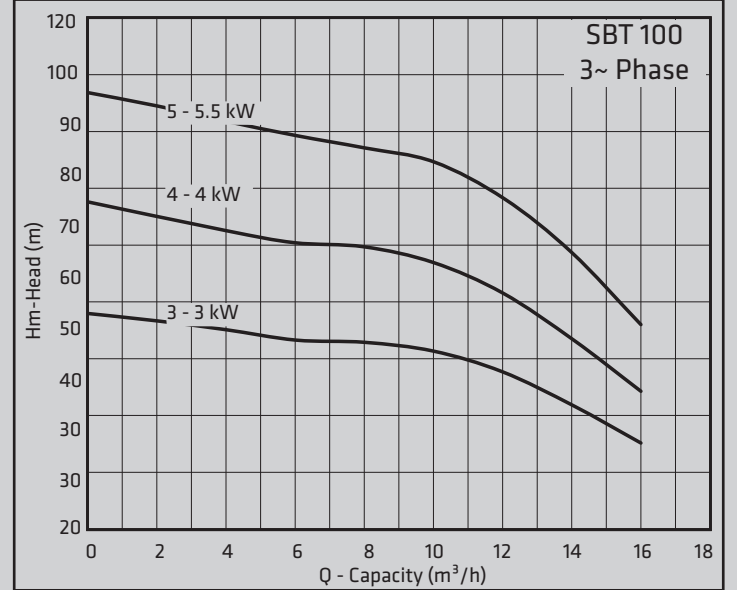


## Trifaze Motorlu

Pompa Tipi	Motor Gücü (kW)	Tank Hacmi	Kat Sayısı	Daire Sayısı	Liste Satış Fiyatı
TH SBT 90/4	1.5	50	1-6	1-18	846 €
		80			903 €
TH SBT 90/5	2.2	50	6-9	1-18	912 €
		80			968 €
TH SBT 90/6	2.2	50	9-14	1-18	927 €
		80			984 €
TH SBT 90/7	3	50	14-18	1-18	968 €
		80			1.025 €



Pompa Tipi	Motor Gücü (kW)	Tank Hacmi	Kat Sayısı	Daire Sayısı	Liste Satış Fiyatı
TH SBT 100/3	3	80	1-6	1-40	1.079 €
		100			1.084 €
TH SBT 100/4	4	80	6-12	1-40	1.136 €
		100			1.141 €
TH SBT 100/5	5.5	80	12-18	1-40	1.186 €
		100			1.191 €



## Dikey Pompalı Tam Otomatik Paket Hidroforlar Kat ve Daire Sayılarına Göre Hidrofor Seçimi Tank ve Montaj Hortumu Hariç Komple Fiyat Listesi

Kat Sayısı	Daire Sayısı	Debi (m <sup>3</sup> /h)	Pompa Tipi	Liste Satış Fiyatı
4 Kat 30-45 (mSS)	1-12	3.5	TH 1xSBT - V 80/5	724 €
	10-20	8	TH 1xSBT - V 90/4	802 €
	20-40	15	TH 1xSBT - V 100/3	968 €
	40-60	18	TH 2xSBT - V 90/5	1.724 €
	60-80	30	TH 2x SBT - V 100/3	1.950 €
80-100	30	TH 2x SBT - V 100/3	1.950 €	

Kat Sayısı	Daire Sayısı	Debi (m <sup>3</sup> /h)	Hidrofor Tipi	Liste Satış Fiyatı
14 Kat 60-75 (mSS)	1-12	3.6	TH 1xSBT - V 80/10	785 €
	10-20	6.5	TH 1xSBT - V 90/6	889 €
	20-40	11	TH 1xSBT - V 100/4	1.025 €
	40-60	16	TH 2xSBT - V 90/7	1.845 €
	60-80	22	TH 2x SBT - V 100/4	2.063 €
80-100	28	TH 2x SBT - V 100/5	2.163 €	

Kat Sayısı	Daire Sayısı	Debi (m <sup>3</sup> /h)	Pompa Tipi	Liste Satış Fiyatı
6 Kat 30-50 (mSS)	1-12	3.5	TH 1xSBT - V 80/6	742 €
	10-20	7.5	TH 1xSBT - V 90/4	802 €
	20-40	14	TH 1xSBT - V 100/3	968 €
	40-60	18	TH 2xSBT - V 90/5	1.724 €
	60-80	28	TH 2x SBT - V 100/3	1.950 €
80-100	28	TH 2x SBT - V 100/3	1.950 €	

Kat Sayısı	Daire Sayısı	Debi (m <sup>3</sup> /h)	Hidrofor Tipi	Liste Satış Fiyatı
16 Kat 65-80 (mSS)	1-12	3.6	TH 1xSBT - V 80/11	790 €
	10-20	7.5	TH 1xSBT - V 90/7	931 €
	20-40	13.5	TH 1xSBT - V 100/5	1.074 €
	40-60	27	TH 2xSBT - V 100/5	2.163 €
	60-80	27	TH 2x SBT - V 100/5	2.163 €
80-100	27	TH 2x SBT - V 100/5	2.163 €	

Kat Sayısı	Daire Sayısı	Debi (m <sup>3</sup> /h)	Pompa Tipi	Liste Satış Fiyatı
8 Kat 45-60 (mSS)	1-12	3.4	TH 1xSBT - V 80/7	767 €
	10-20	7.5	TH 1xSBT - V 90/5	870 €
	20-40	14	TH 1xSBT - V 100/4	1.025 €
	40-60	16.5	TH 2xSBT - V 90/6	1.760 €
	60-80	28	TH 2x SBT - V 100/4	2.063 €
80-100	28	TH 2x SBT - V 100/4	2.063 €	

Kat Sayısı	Daire Sayısı	Debi (m <sup>3</sup> /h)	Hidrofor Tipi	Liste Satış Fiyatı
18 Kat 75-90 (mSS)	1-12	3.5	TH 1xSBT - V 80/12	794 €
	10-20	6.4	TH 1xSBT - V 90/7	931 €
	20-40	11.5	TH 1xSBT - V 100/5	1.074 €
	40-60	13	TH 1xSBT - V 100/6	1.094 €
	60-80	23	TH 2x SBT - V 100/5	2.163 €
80-100	26	TH 2x SBT - V 100/6	2.201 €	

Kat Sayısı	Daire Sayısı	Debi (m <sup>3</sup> /h)	Pompa Tipi	Liste Satış Fiyatı
10 Kat 50-65 (mSS)	1-12	3.5	TH 1xSBT - V 80/8	775 €
	10-20	7.6	TH 1xSBT - V 90/6	889 €
	20-40	13	TH 1xSBT - V 100/4	1.025 €
	40-60	16.5	TH 2xSBT - V 90/7	1.845 €
	60-80	26	TH 2x SBT - V 100/4	2.063 €
80-100	26	TH 2x SBT - V 100/4	2.063 €	

Kat Sayısı	Daire Sayısı	Debi (m <sup>3</sup> /h)	Hidrofor Tipi	Liste Satış Fiyatı
20 Kat 80-95 (mSS)	1-12	3.3	TH 1xSBT - V 80/12	794 €
	10-20	6.7	TH 1xSBT - V 90/8	944 €
	20-40	12.5	TH 1xSBT - V 100/6	1.094 €
	40-60	21	TH 2xSBT - V 100/5	2.163 €
	60-80	21	TH 2xSBT - V 100/5	2.163 €
80-100	25	TH 2x SBT - V 100/6	2.201 €	

Kat Sayısı	Daire Sayısı	Debi (m <sup>3</sup> /h)	Pompa Tipi	Liste Satış Fiyatı
12 Kat 55-70 (mSS)	1-12	3.5	TH 1xSBT - V 80/9	782 €
	10-20	7.2	TH 1xSBT - V 90/6	889 €
	20-40	14.4	TH 2xSBT - V 90/6	1.760 €
	40-60	16.5	TH 2xSBT - V 90/7	1.845 €
	60-80	26	TH 2x SBT - V 100/4	2.063 €
80-100	26	TH 2x SBT - V 100/4	2.063 €	

Kat Sayısı	Daire Sayısı	Debi (m <sup>3</sup> /h)	Hidrofor Tipi	Liste Satış Fiyatı
22 Kat 85-100 (mSS)	1-12	3	TH 1xSBT - V 80/12	794 €
	10-20	6.6	TH 1xSBT - V 90/8	944 €
	20-40	11.5	TH 1xSBT - V 100/6	1.094 €
	40-60	23	TH 2xSBT - V 100/6	2.201 €
	60-80	23	TH 2x SBT - V 100/6	2.201 €
80-100	25	TH 2x SBT - V 100/7	2.239 €	

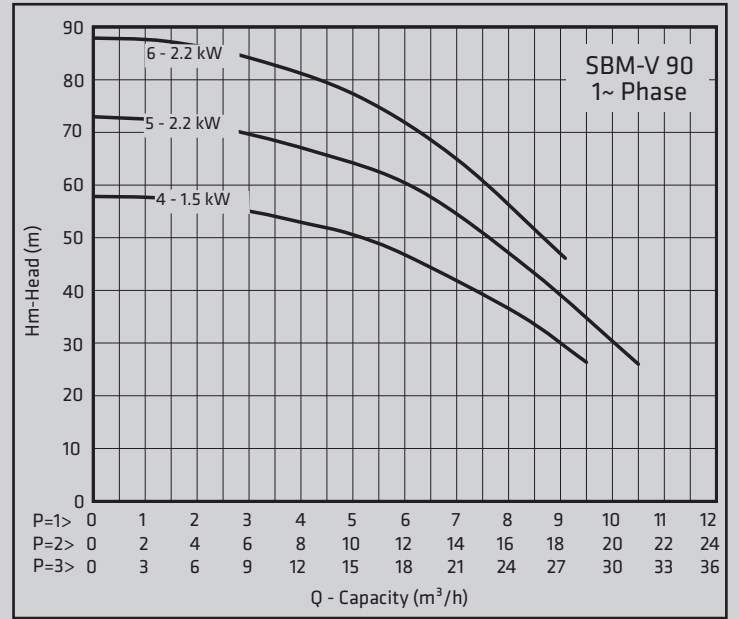
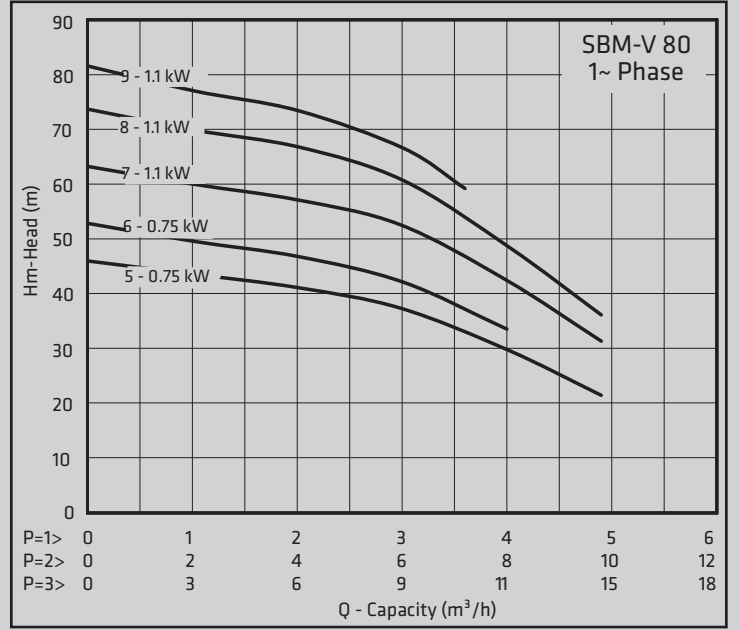
# Dikey Pompalı Tam Otomatik Paket Hidroforlar

## Monofaze

Hidrofor Tipi	Motor		Liste Satış Fiyatı
	kW	rpm	
TH 1xSBM-V 80/5	0.75	2900	755 €
TH 2xSBM-V 80/5	0.75	2900	1467 €
TH 3xSBM-V 80/5	0.75	2900	2076 €
TH 1xSBM-V 80/6	0.75	2900	764 €
TH 2xSBM-V 80/6	0.75	2900	1486 €
TH 3xSBM-V 80/6	0.75	2900	2105 €
TH 1xSBM-V 80/7	1.1	2900	787 €
TH 2xSBM-V 80/7	1.1	2900	1533 €
TH 3xSBM-V 80/7	1.1	2900	2175 €
TH 1xSBM-V 80/8	1.1	2900	796 €
TH 2xSBM-V 80/8	1.1	2900	1549 €
TH 3xSBM-V 80/8	1.1	2900	2199 €
TH 1xSBM-V 80/9	1.1	2900	807 €
TH 2xSBM-V 80/9	1.1	2900	1571 €
TH 3xSBM-V 80/9	1.1	2900	2233 €

TH 1xSBM-V 90/4	1.5	2900	861 €
TH 2xSBM-V 90/4	1.5	2900	1706 €
TH 3xSBM-V 90/4	1.5	2900	2437 €
TH 1xSBM-V 90/5	2.2	2900	893 €
TH 2xSBM-V 90/5	2.2	2900	1769 €
TH 3xSBM-V 90/5	2.2	2900	2535 €
TH 1xSBM-V 90/6	2.2	2900	908 €
TH 2xSBM-V 90/6	2.2	2900	1798 €
TH 3xSBM-V 90/6	2.2	2900	2579 €

Tank ve bağlantı hortumu hariç komple fiyattır.



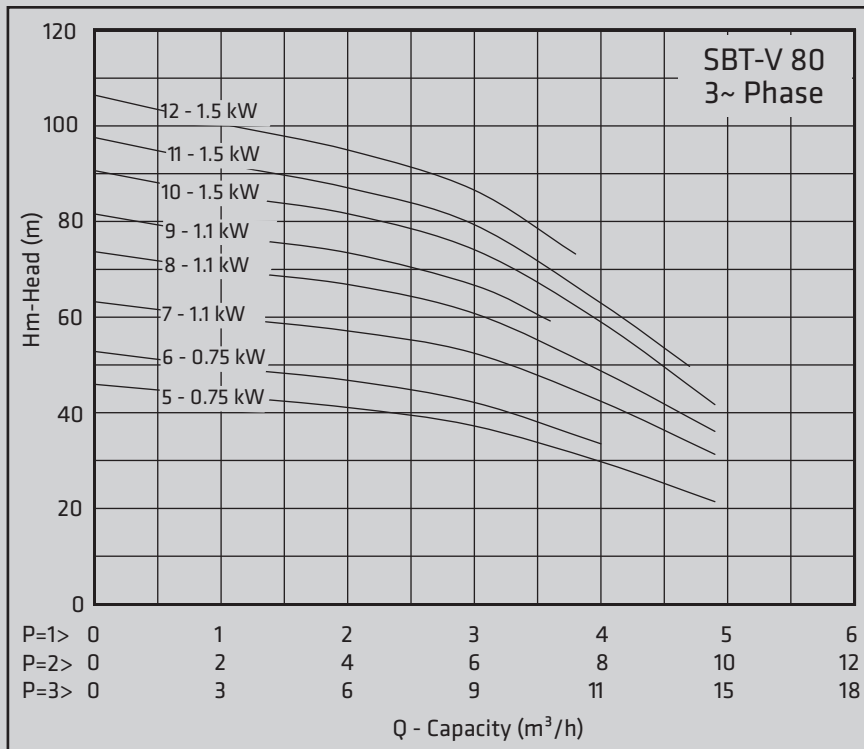
# Dikey Pompalı Tam Otomatik Paket Hidroforlar

## Trifaze

Hidrofor Tipi	Motor		Liste Satış Fiyatı
	kW	rpm	
TH 1xSBT-V 80/5	0.75	2900	724 €
TH 2xSBT-V 80/5	0.75	2900	1405 €
TH 3xSBT-V 80/5	0.75	2900	1984 €
TH 1xSBT-V 80/6	0.75	2900	742 €
TH 2xSBT-V 80/6	0.75	2900	1441 €
TH 3xSBT-V 80/6	0.75	2900	2037 €
TH 1xSBT-V 80/7	1.1	2900	767 €
TH 2xSBT-V 80/7	1.1	2900	1492 €
TH 3xSBT-V 80/7	1.1	2900	2115 €
TH 1xSBT-V 80/8	1.1	2900	775 €
TH 2xSBT-V 80/8	1.1	2900	1508 €
TH 3xSBT-V 80/8	1.1	2900	2138 €
TH 1xSBT-V 80/9	1.1	2900	782 €
TH 2xSBT-V 80/9	1.1	2900	1525 €
TH 3xSBT-V 80/9	1.1	2900	2165 €
TH 1xSBT-V 80/10	1.5	2900	785 €
TH 2xSBT-V 80/10	1.5	2900	1530 €
TH 3xSBT-V 80/10	1.5	2900	2170 €
TH 1xSBT-V 80/11	1.5	2900	790 €
TH 2xSBT-V 80/11	1.5	2900	1537 €
TH 3xSBT-V 80/11	1.5	2900	2181 €
TH 1xSBT-V 80/12*	1.5	2900	794 €
TH 2xSBT-V 80/12*	1.5	2900	1546 €
TH 3xSBT-V 80/12*	1.5	2900	2196 €

Tank ve bağlantı hortumu hariç komple fiyattır.

\* İşaretli hidroforlarda 16 bar'lık tank kullanılmalıdır.

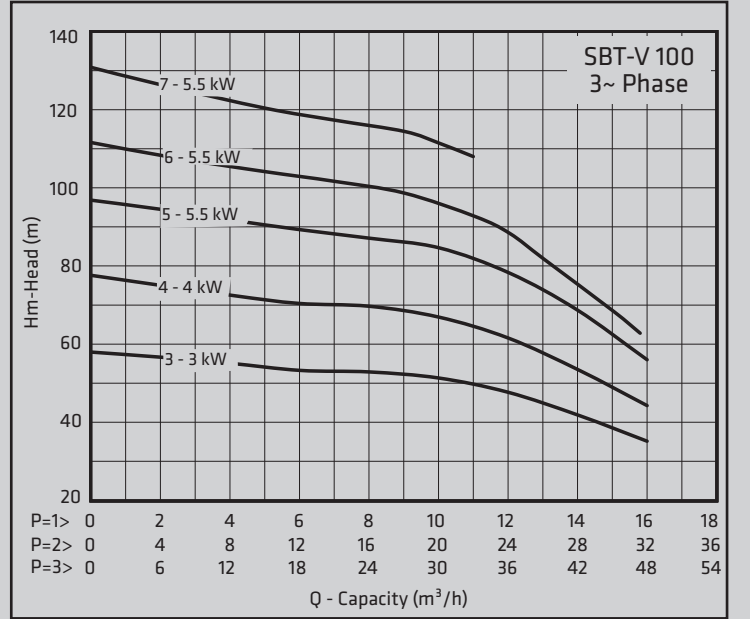
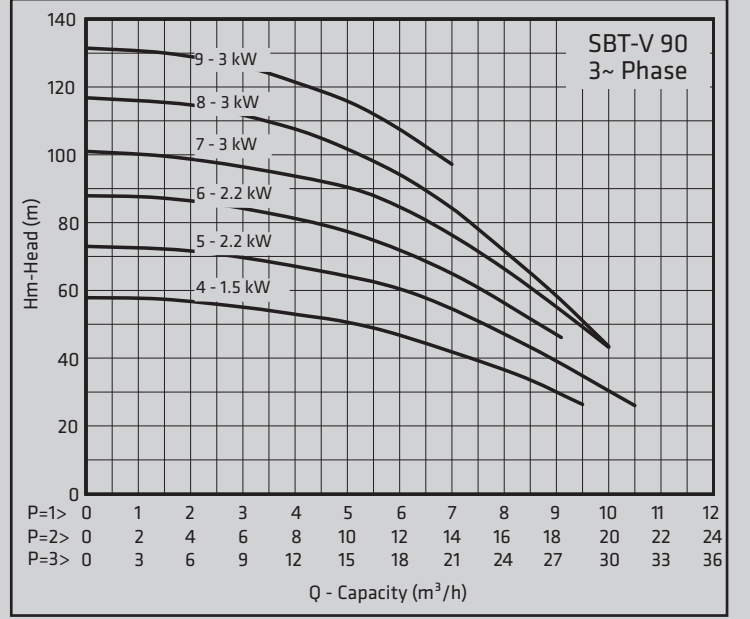


# Dikey Pompalı Tam Otomatik Paket Hidroforlar

## Trifaze

Hidrofor Tipi	Motor		Liste Satış Fiyatı
	kW	rpm	
TH 1xSBT-V 90/4	1.5	2900	802 €
TH 2xSBT-V 90/4	1.5	2900	1586 €
TH 3xSBT-V 90/4	1.5	2900	2257 €
TH 1xSBT-V 90/5	2.2	2900	870 €
TH 2xSBT-V 90/5	2.2	2900	1724 €
TH 3xSBT-V 90/5	2.2	2900	2468 €
TH 1xSBT-V 90/6	2.2	2900	889 €
TH 2xSBT-V 90/6	2.2	2900	1760 €
TH 3xSBT-V 90/6	2.2	2900	2522 €
TH 1xSBT-V 90/7	3	2900	931 €
TH 2xSBT-V 90/7	3	2900	1845 €
TH 3xSBT-V 90/7	3	2900	2650 €
TH 1xSBT-V 90/8*	3	2900	944 €
TH 2xSBT-V 90/8*	3	2900	1869 €
TH 3xSBT-V 90/8*	3	2900	2686 €
TH 1xSBT-V 90/9*	3	2900	950 €
TH 2xSBT-V 90/9*	3	2900	1884 €
TH 3xSBT-V 90/9*	3	2900	2708 €

TH 1xSBT-V 100/3	3	2900	968 €
TH 2xSBT-V 100/3	3	2900	1950 €
TH 3xSBT-V 100/3	3	2900	2796 €
TH 1xSBT-V 100/4	4	2900	1025 €
TH 2xSBT-V 100/4	4	2900	2063 €
TH 3xSBT-V 100/4	4	2900	2965 €
TH 1xSBT-V 100/5	5.5	2900	1074 €
TH 2xSBT-V 100/5	5.5	2900	2163 €
TH 3xSBT-V 100/5	5.5	2900	3115 €
TH 1xSBT-V 100/6*	5.5	2900	1094 €
TH 2xSBT-V 100/6*	5.5	2900	2201 €
TH 3xSBT-V 100/6*	5.5	2900	3173 €
TH 1xSBT-V 100/7*	5.5	2900	1113 €
TH 2xSBT-V 100/7*	5.5	2900	2239 €
TH 3xSBT-V 100/7*	5.5	2900	3231 €



Tank ve bağlantı hortumu hariç komple fiyattır.

\* İşaretli hidroforlarda 16 bar'lık tank kullanılmalıdır.

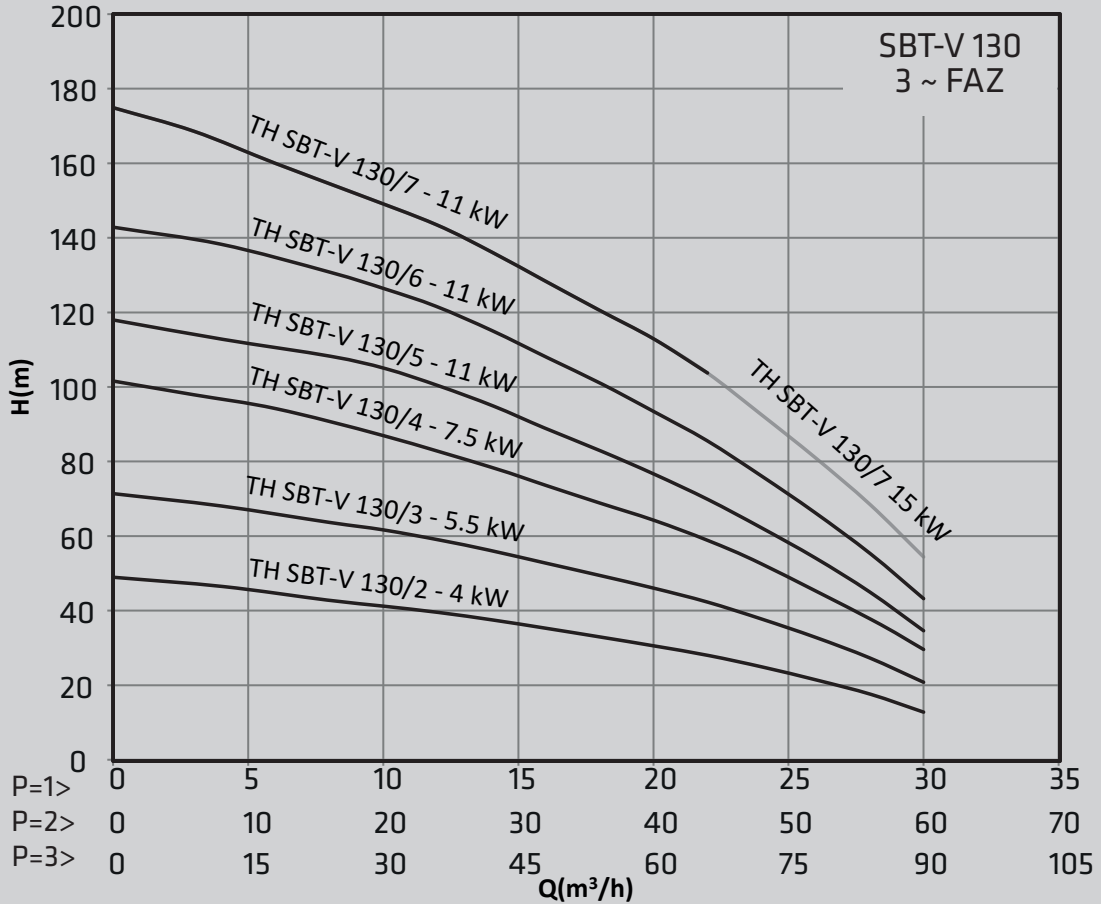
# Dikey Pompalı Tam Otomatik Paket Hidroforlar

## Trifaze

Hidrofor Tipi	Motor		Liste Satış Fiyatı
	kW	rpm	
TH 1x SBT-V 130/2	4	2900	1278 €
TH 2x SBT-V 130/2	4	2900	2698 €
TH 3x SBT-V 130/2	4	2900	4453 €
TH 1x SBT-V 130/3	5.5	2900	1441 €
TH 2x SBT-V 130/3	5.5	2900	3025 €
TH 3x SBT-V 130/3	5.5	2900	4943 €
TH 1x SBT-V 130/4	7.5	2900	1518 €
TH 2x SBT-V 130/4	7.5	2900	3183 €
TH 3x SBT-V 130/4	7.5	2900	5178 €
TH 1x SBT-V 130/5*	11	2900	2052 €
TH 2x SBT-V 130/5*	11	2900	4191 €
TH 3x SBT-V 130/5*	11	2900	6705 €
TH 1x SBT-V 130/6*	11	2900	2068 €
TH 2x SBT-V 130/6*	11	2900	4223 €
TH 3x SBT-V 130/6*	11	2900	6752 €
TH 1x SBT-V 130/7*	11	2900	2084 €
TH 2x SBT-V 130/7*	11	2900	4255 €
TH 3x SBT-V 130/7*	11	2900	6800 €
TH 1x SBT-V 130/7*	15	2900	2234 €
TH 2x SBT-V 130/7*	15	2900	4555 €
TH 3x SBT-V 130/7*	15	2900	7230 €

Tank ve bağlantı hortumu hariç komple fiyattır.

\* İşaretli hidroforlarda 16 bar'lık tank kullanılmalıdır.



# Dikey Pompalı Tam Otomatik Paket Hidroforlar

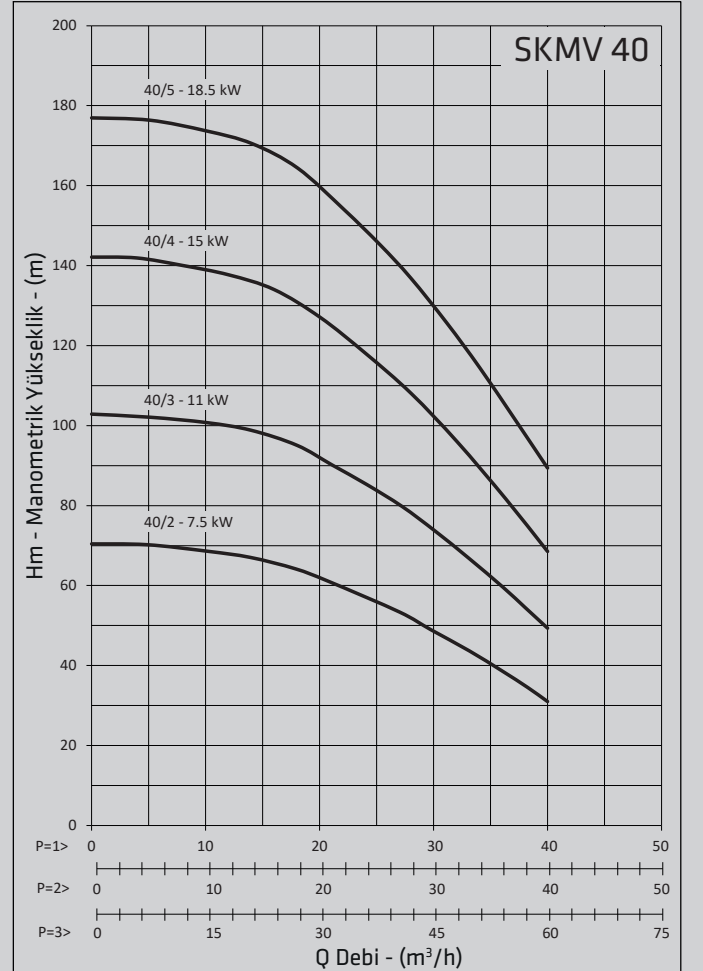
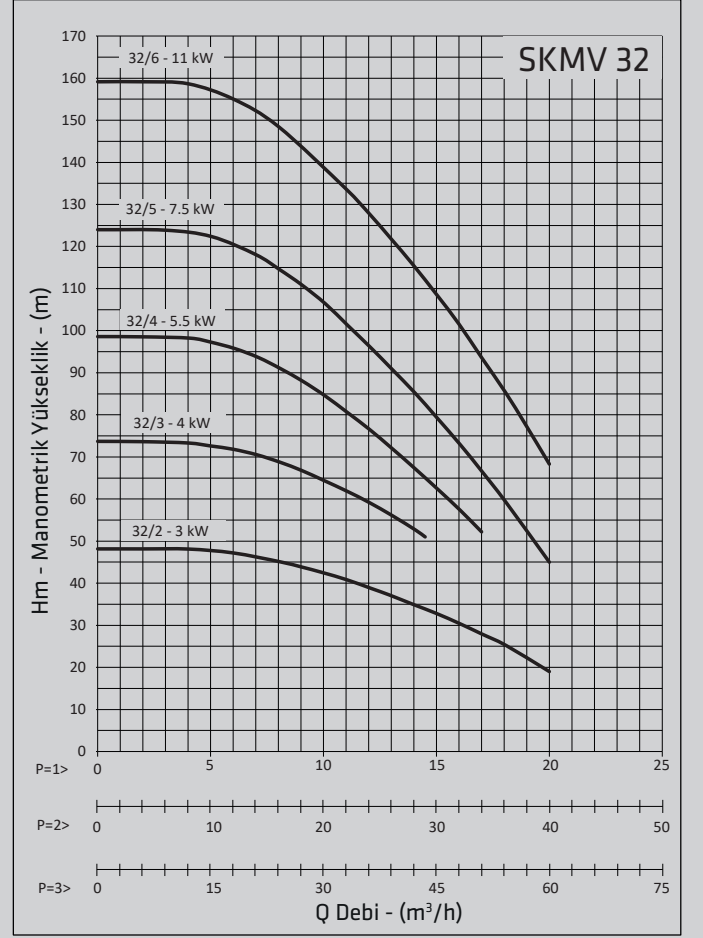
## Trifaze

Hidrofor Tipi	Motor		Liste Satış Fiyatı
	kW	rpm	
TH 1xSKM-V 32/2	3	2900	1.844 €
TH 2xSKM-V 32/2	3	2900	3.681 €
TH 3xSKM-V 32/2	3	2900	5.395 €
TH 1xSKM-V 32/3	4	2900	2.078 €
TH 2xSKM-V 32/3	4	2900	4.149 €
TH 3xSKM-V 32/3	4	2900	6.097 €
TH 1xSKM-V 32/4	5.5	2900	2.361 €
TH 2xSKM-V 32/4	5.5	2900	4.713 €
TH 3xSKM-V 32/4	5.5	2900	6.944 €
TH 1xSKM-V 32/5*	7.5	2900	2.570 €
TH 2xSKM-V 32/5*	7.5	2900	5.151 €
TH 3xSKM-V 32/5*	7.5	2900	7.600 €
TH 1xSKM-V 32/6*	11	2900	3.167 €
TH 2xSKM-V 32/6*	11	2900	6.282 €
TH 3xSKM-V 32/6*	11	2900	9.312 €

TH 1xSKM-V 40/2	7.5	2900	2.428 €
TH 2xSKM-V 40/2	7.5	2900	5.533 €
TH 3xSKM-V 40/2	7.5	2900	8.082 €
TH 1xSKM-V 40/3	11	2900	3.194 €
TH 2xSKM-V 40/3	11	2900	7.006 €
TH 3xSKM-V 40/3	11	2900	10.299 €
TH 1xSKM-V 40/4*	15	2900	3.571 €
TH 2xSKM-V 40/4*	15	2900	7.758 €
TH 3xSKM-V 40/4*	15	2900	11.412 €
TH 1xSKM-V 40/5*	18.5	2900	3.948 €
TH 2xSKM-V 40/5*	18.5	2900	8.508 €
TH 3xSKM-V 40/5*	18.5	2900	12.563 €

Tank ve bağlantı hortumu hariç komple fiyattır.

\* İşaretli hidroforlarda 16 bar'lık tank kullanılmalıdır.



# Dikey Pompalı Tam Otomatik Paket Hidroforlar

## Trifaze

Hidrofor Tipi	Motor		Liste Satış Fiyatı
	kW	rpm	
TH 1xSKM-V 50/2	11	2900	3.311 €
TH 2xSKM-V 50/2	11	2900	7.428 €
TH 3xSKM-V 50/2	11	2900	10.976 €
TH 1xSKM-V 50/2	15	2900	3.461 €
TH 2xSKM-V 50/2	15	2900	7.729 €
TH 3xSKM-V 50/2	15	2900	11.406 €

TH 1xSKM-V 50/3*	18.5	2900	3.861 €
TH 2xSKM-V 50/3*	18.5	2900	8.528 €
TH 3xSKM-V 50/3*	18.5	2900	12.632 €
TH 1xSKM-V 50/3*	22	2900	4.417 €
TH 2xSKM-V 50/3*	22	2900	9.590 €
TH 3xSKM-V 50/3*	22	2900	14.198 €

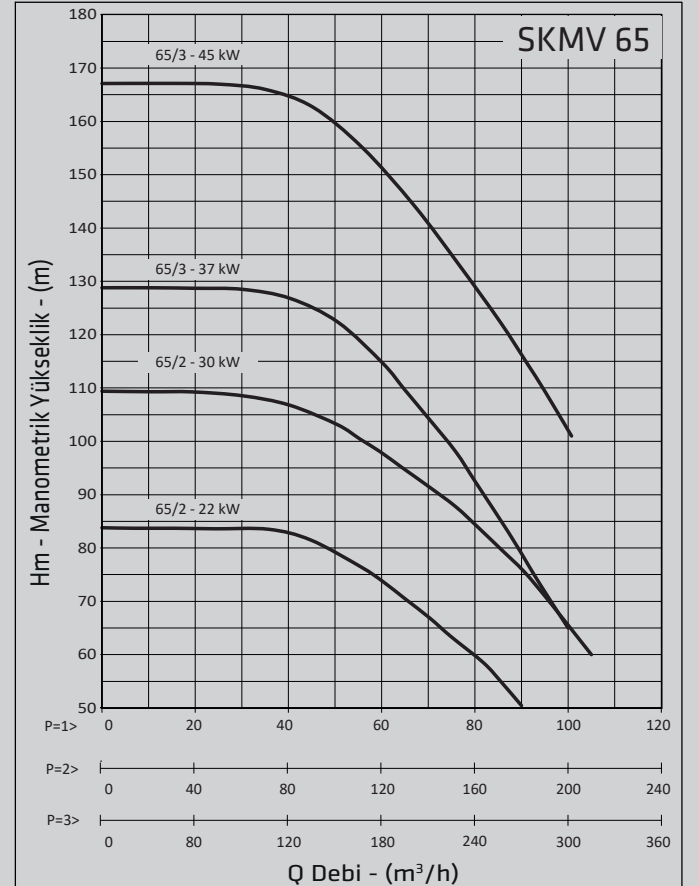
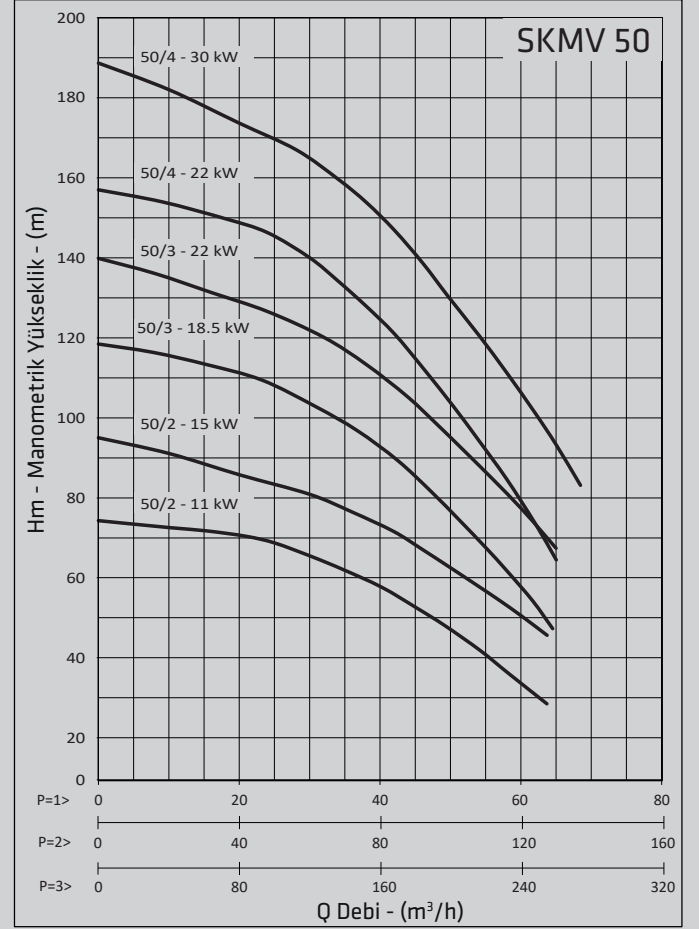
TH 1xSKM-V 50/4*	22	2900	4.658 €
TH 2xSKM-V 50/4*	22	2900	10.073 €
TH 3xSKM-V 50/4*	22	2900	14.922 €
TH 1xSKM-V 50/4*	30	2900	5.526 €
TH 2xSKM-V 50/4*	30	2900	11.745 €
TH 3xSKM-V 50/4*	30	2900	17.684 €

TH 1xSKM-V 65/2	22	2900	4.880 €
TH 2xSKM-V 65/2	22	2900	10.931 €
TH 3xSKM-V 65/2	22	2900	16.205 €
TH 1xSKM-V 65/2*	30	2900	5.759 €
TH 2xSKM-V 65/2*	30	2900	12.626 €
TH 3xSKM-V 65/2*	30	2900	19.001 €

TH 1xSKM-V 65/3*	37	2900	6.553 €
TH 2xSKM-V 65/3*	37	2900	14.269 €
TH 3xSKM-V 65/3*	37	2900	21.726 €
TH 1xSKM-V 65/3*	45	2900	7.252 €
TH 2xSKM-V 65/3*	45	2900	15.605 €
TH 3xSKM-V 65/3*	45	2900	23.725 €

Tank ve bağlantı hortumu hariç komple fiyattır.

\* İşaretli hidroforlarda 16 bar'lık tank kullanılmalıdır.

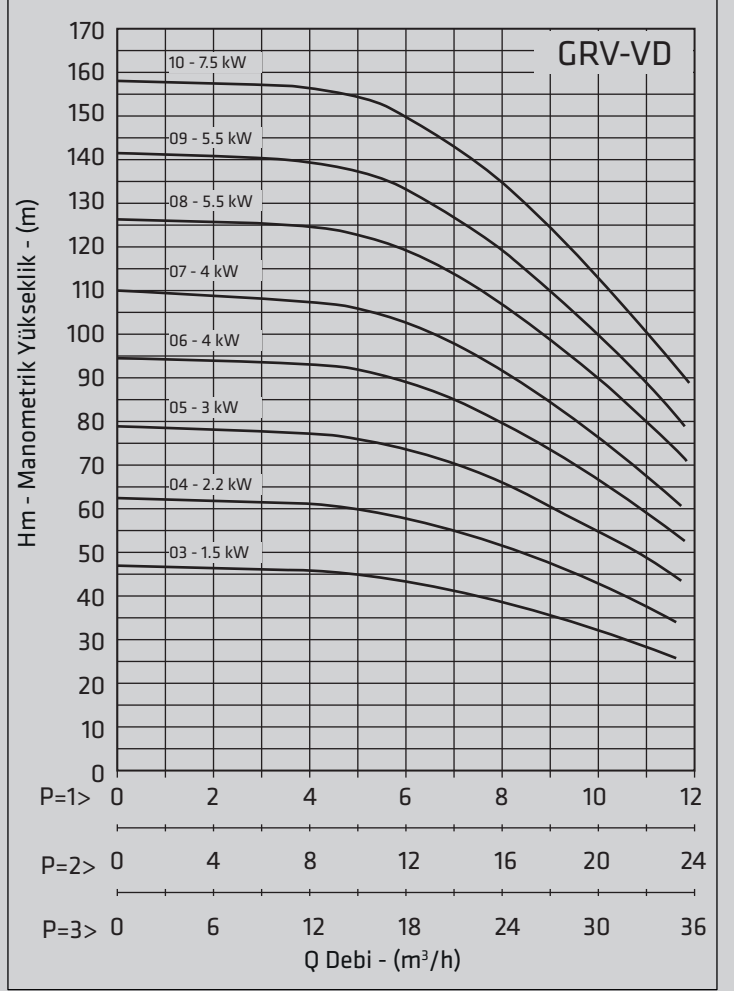




# Dikey Pompalı Tam Otomatik Paket Hidroforlar

## Trifaze

Hidrofor Tipi	Motor		Liste Satış Fiyatı
	kW	rpm	
TH 1xGRV-VD 3	1.5	2900	1.294 €
TH 2xGRV-VD 3	1.5	2900	2.424 €
TH 3xGRV-VD 3	1.5	2900	3.494 €
TH 1xGRV-VD 4	2.2	2900	1.383 €
TH 2xGRV-VD 4	2.2	2900	2.602 €
TH 3xGRV-VD 4	2.2	2900	3.759 €
TH 1xGRV-VD 5	3	2900	1.505 €
TH 2xGRV-VD 5	3	2900	2.847 €
TH 3xGRV-VD 5	3	2900	4.126 €
TH 1xGRV-VD 6	4	2900	1.664 €
TH 2xGRV-VD 6	4	2900	3.165 €
TH 3xGRV-VD 6	4	2900	4.603 €
TH 1xGRV-VD 7	4	2900	1.716 €
TH 2xGRV-VD 7	4	2900	3.268 €
TH 3xGRV-VD 7	4	2900	4.758 €
TH 1xGRV-VD 8*	5.5	2900	1.921 €
TH 2xGRV-VD 8*	5.5	2900	3.680 €
TH 3xGRV-VD 8*	5.5	2900	5.375 €
TH 1xGRV-VD 9*	5.5	2900	1.973 €
TH 2xGRV-VD 9*	5.5	2900	3.784 €
TH 3xGRV-VD 9*	5.5	2900	5.531 €
TH 1xGRV-VD 10*	7.5	2900	2.091 €
TH 2xGRV-VD 10*	7.5	2900	4.023 €
TH 3xGRV-VD 10*	7.5	2900	5.889 €



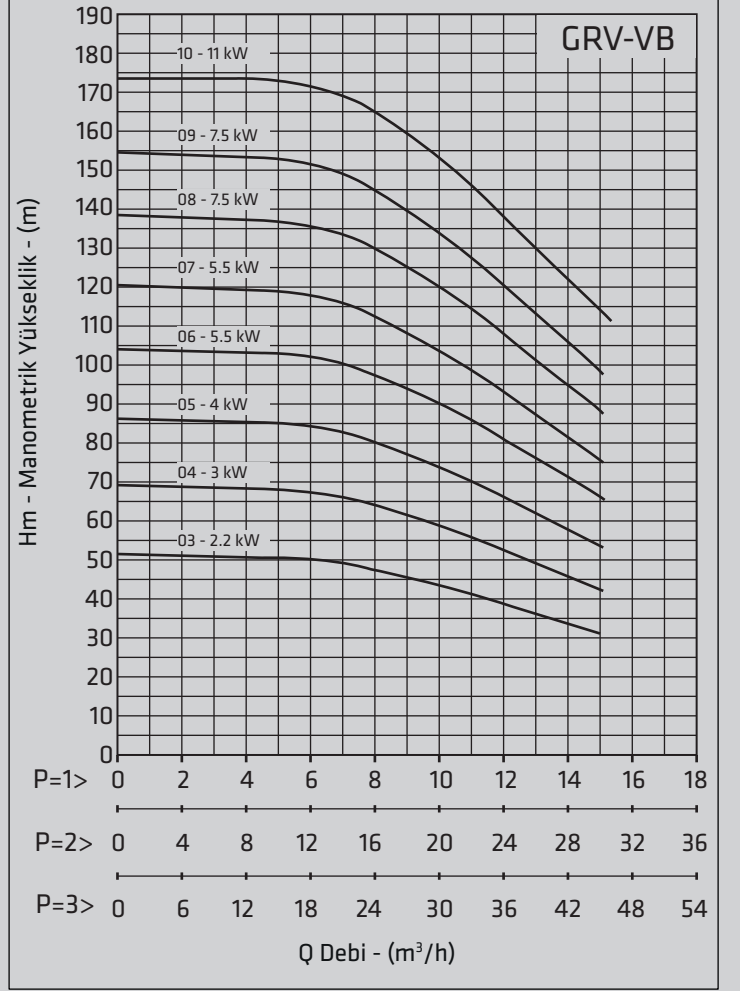
Tank ve bağlantı hortumu hariç komple fiyattır.

\* İşaretli hidroforlarda 16 bar'lık tank kullanılmalıdır.

# Dikey Pompalı Tam Otomatik Paket Hidroforlar

## Trifaze

Hidrofor Tipi	Motor		Liste Satış Fiyatı
	kW	rpm	
TH 1xGRV-VB 3	2.2	2900	1.297 €
TH 2xGRV-VB 3	2.2	2900	2.507 €
TH 3xGRV-VB 3	2.2	2900	3.519 €
TH 1xGRV-VB 4	3	2900	1.419 €
TH 2xGRV-VB 4	3	2900	2.752 €
TH 3xGRV-VB 4	3	2900	4.026 €
TH 1xGRV-VB 5	4	2900	1.571 €
TH 2xGRV-VB 5	4	2900	3.056 €
TH 3xGRV-VB 5	4	2900	4.482 €
TH 1xGRV-VB 6	5.5	2900	1.776 €
TH 2xGRV-VB 6	5.5	2900	3.468 €
TH 3xGRV-VB 6	5.5	2900	5.100 €
TH 1xGRV-VB 7*	5.5	2900	1.828 €
TH 2xGRV-VB 7*	5.5	2900	3.571 €
TH 3xGRV-VB 7*	5.5	2900	5.255 €
TH 1xGRV-VB 8*	7.5	2900	1.945 €
TH 2xGRV-VB 8*	7.5	2900	3.815 €
TH 3xGRV-VB 8*	7.5	2900	5.618 €
TH 1xGRV-VB 9*	7.5	2900	1.996 €
TH 2xGRV-VB 9*	7.5	2900	3.918 €
TH 3xGRV-VB 9*	7.5	2900	5.773 €
TH 1xGRV-VB 10*	11	2900	2.572 €
TH 2xGRV-VB 10*	11	2900	5.005 €
TH 3xGRV-VB 10*	11	2900	7.417 €



Tank ve bağlantı hortumu hariç komple fiyattır.

\* İşaretli hidroforlarda 16 bar'lık tank kullanılmalıdır.

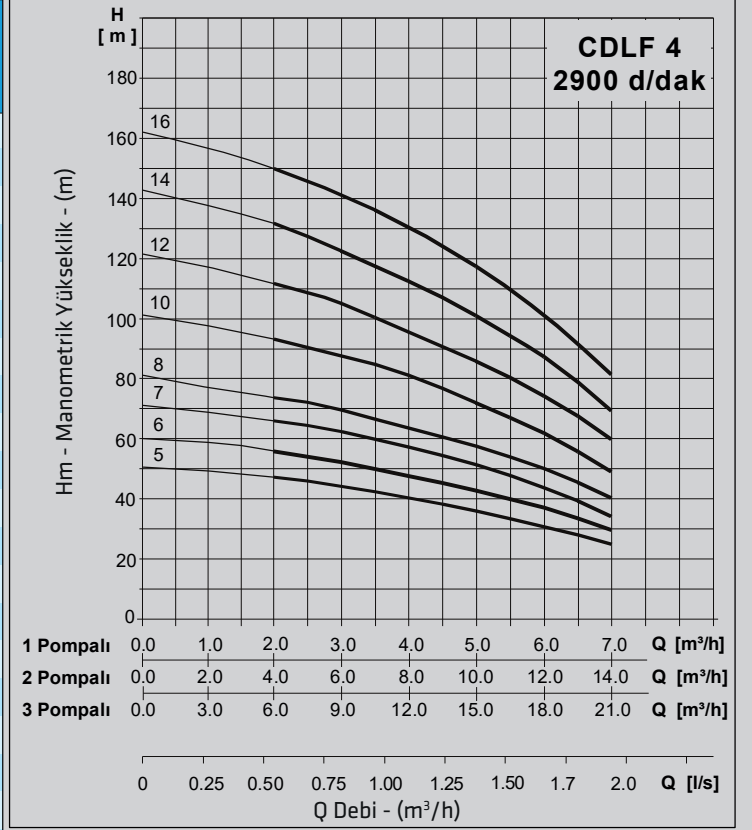
# Paslanmaz Dikey Pompalı Tam Otomatik Paket Hidroforlar

## Trifaze

Hidrofor Tipi	Motor		Liste Satış Fiyatı
	kW	rpm	
TH - 1xCDLF 4-5	1.1	2900	1.166 €
TH - 2xCDLF 4-5	1.1	2900	2.699 €
TH - 3xCDLF 4-5	1.1	2900	3.916 €
TH - 1xCDLF 4-6	1.1	2900	1.208 €
TH - 2xCDLF 4-6	1.1	2900	2.785 €
TH - 3xCDLF 4-6	1.1	2900	4.052 €
TH - 1xCDLF 4-7	1.5	2900	1.307 €
TH - 2xCDLF 4-7	1.5	2900	2.991 €
TH - 3xCDLF 4-7	1.5	2900	4.364 €
TH - 1xCDLF 4-8	1.5	2900	1.320 €
TH - 2xCDLF 4-8	1.5	2900	3.018 €
TH - 3xCDLF 4-8	1.5	2900	4.403 €
TH - 1xCDLF 4-10	2.2	2900	1.400 €
TH - 2xCDLF 4-10	2.2	2900	3.186 €
TH - 3xCDLF 4-10	2.2	2900	4.634 €
TH - 1xCDLF 4-12*	2.2	2900	1.462 €
TH - 2xCDLF 4-12*	2.2	2900	3.315 €
TH - 3xCDLF 4-12*	2.2	2900	4.850 €
TH - 1xCDLF 4-14*	3	2900	1.596 €
TH - 2xCDLF 4-14*	3	2900	3.598 €
TH - 3xCDLF 4-14*	3	2900	5.274 €
TH - 1xCDLF 4-16*	3	2900	1.661 €
TH - 2xCDLF 4-16*	3	2900	3.733 €
TH - 3xCDLF 4-16*	3	2900	5.477 €

Tank ve bağlantı hortumu hariç komple fiyattır.

\* İşaretli hidroforlarda 16 bar'lık tank kullanılmalıdır.



## STANDART EKİPMANLAR

- Pompalar;
- Emme ve basma gövdesi, çark, mil, kademe, difüzör, koruma Sacı dahil komple paslanmaz (AISI 304).
- ST-37 Çelik özel imalat şase.
- Paslanmaz emme ve basma kollektörleri (AISI 304).
- Tam geçişli küresel vana.
- Sessiz tip çek valf.
- Susuz çalışmayı önleyici seviye flatörü yada seviye elektrodu.
- Tam otomatik elektrik kumanda panosu (7.5 kW' a kadar direk yol vermeli).
- Otomatik sıra değiştirme (rotasyon) sistemi.
- Titreşim önleyici elastik takızlar.

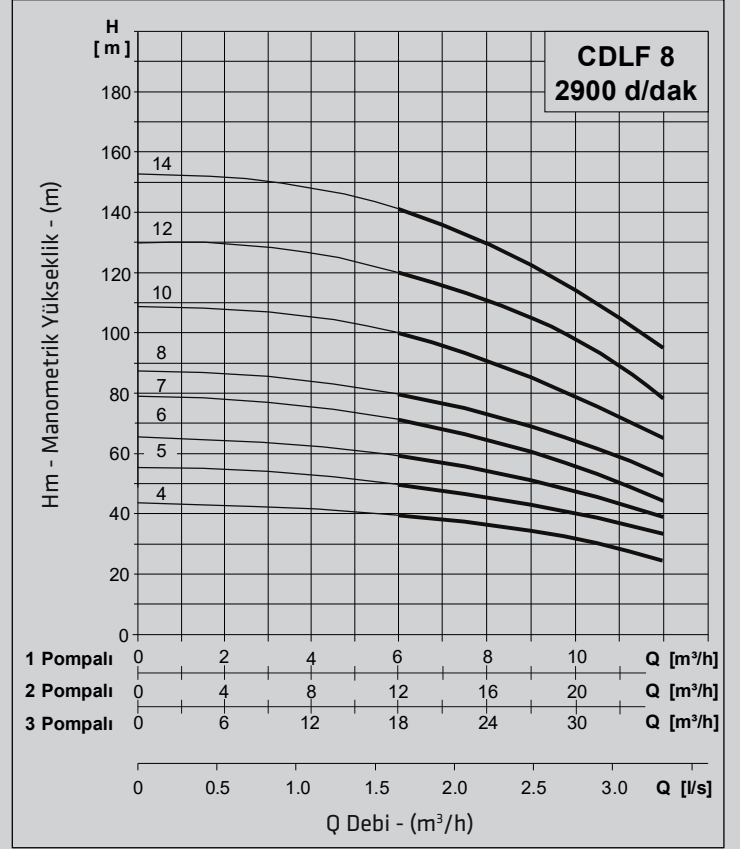
# Paslanmaz Dikey Pompalı Tam Otomatik Paket Hidroforlar

## Trifaze

Hidrofor Tipi	Motor		Liste Satış Fiyatı
	kW	rpm	
TH - 1xCDLF 8-4	1.5	2900	1.542 €
TH - 2xCDLF 8-4	1.5	2900	3.600 €
TH - 3xCDLF 8-4	1.5	2900	5.359 €
TH - 1xCDLF 8-5	2.2	2900	1.627 €
TH - 2xCDLF 8-5	2.2	2900	3.770 €
TH - 3xCDLF 8-5	2.2	2900	5.625 €
TH - 1xCDLF 8-6	2.2	2900	1.696 €
TH - 2xCDLF 8-6	2.2	2900	3.908 €
TH - 3xCDLF 8-6	2.2	2900	5.843 €
TH - 1xCDLF 8-7	3	2900	1.876 €
TH - 2xCDLF 8-7	3	2900	4.268 €
TH - 3xCDLF 8-7	3	2900	6.410 €
TH - 1xCDLF 8-8	3	2900	2.000 €
TH - 2xCDLF 8-8	3	2900	4.516 €
TH - 3xCDLF 8-8	3	2900	6.800 €
TH - 1xCDLF 8-10	4	2900	2.392 €
TH - 2xCDLF 8-10	4	2900	5.299 €
TH - 3xCDLF 8-10	4	2900	8.034 €
TH - 1xCDLF 8-12*	4	2900	2.613 €
TH - 2xCDLF 8-12*	4	2900	5.747 €
TH - 3xCDLF 8-12*	4	2900	8.729 €
TH - 1xCDLF 8-14*	5.5	2900	2.924 €
TH - 2xCDLF 8-14*	5.5	2900	6.401 €
TH - 3xCDLF 8-14*	5.5	2900	9.711 €

Tank ve bağlantı hortumu hariç komple fiyattır.

\* İşretli hidroforlarda 16 bar'lık tank kullanılmalıdır.



## STANDART EKİPMANLAR

Pompalar;

Emme ve basma gövdesi, çark, mil, kademe, difüzör, koruma sacı dahil komple paslanmaz (AISI 304).

ST-37 Çelik özel imalat şase.

Paslanmaz emme ve basma kolektörleri (AISI 304).

Tam geçişli küresel vana.

Sessiz tip çek valf.

Susuz çalışmayı önleyici seviye flatörü yada seviye elektrodu.

Tam otomatik elektrik kumanda panosu (7.5 kW' a kadar direk yol vermeli).

Otomatik sıra değiştirme (rotasyon) sistemi.

Titreşim önleyici elastik takızlar.

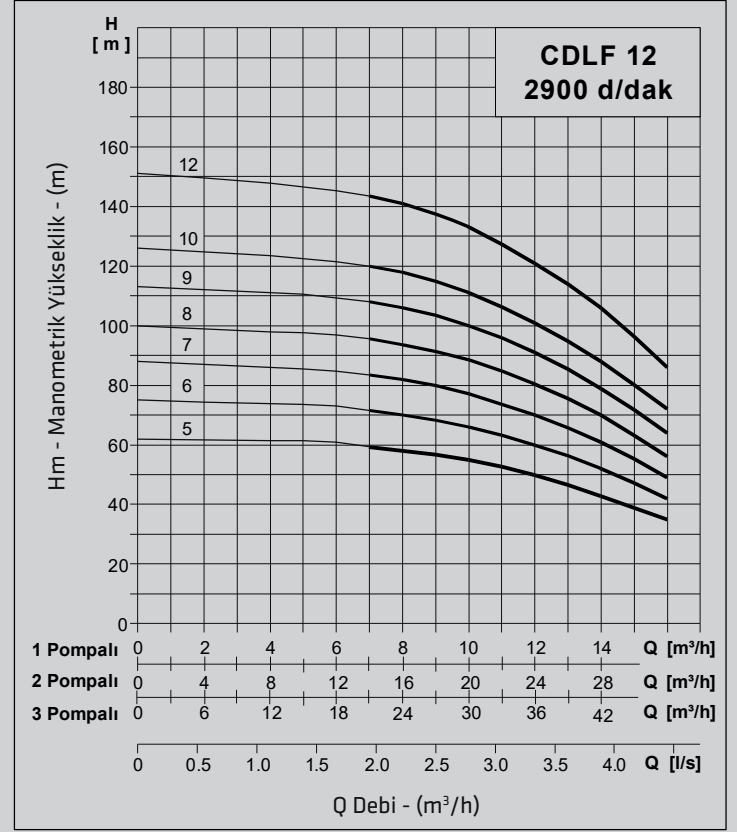
# Paslanmaz Dikey Pompalı Tam Otomatik Paket Hidroforlar

## Trifaze

Hidrofor Tipi	Motor		Liste Satış Fiyatı
	kW	rpm	
TH - 1xCDLF 12-5	3	2900	1.877 €
TH - 2xCDLF 12-5	3	2900	4.349 €
TH - 3xCDLF 12-5	3	2900	6.823 €
TH - 1xCDLF 12-6	4	2900	2.074 €
TH - 2xCDLF 12-6	4	2900	4.743 €
TH - 3xCDLF 12-6	4	2900	7.443 €
TH - 1xCDLF 12-7	5.5	2900	2.436 €
TH - 2xCDLF 12-7	5.5	2900	5.494 €
TH - 3xCDLF 12-7	5.5	2900	8.583 €
TH - 1xCDLF 12-8	5.5	2900	2.477 €
TH - 2xCDLF 12-8	5.5	2900	5.580 €
TH - 3xCDLF 12-8	5.5	2900	8.713 €
TH - 1xCDLF 12-9	5.5	2900	2.586 €
TH - 2xCDLF 12-9	5.5	2900	5.809 €
TH - 3xCDLF 12-9	5.5	2900	9.057 €
TH - 1xCDLF 12-10*	7.5	2900	2.872 €
TH - 2xCDLF 12-10*	7.5	2900	6.406 €
TH - 3xCDLF 12-10*	7.5	2900	9.972 €
TH - 1xCDLF 12-12*	7.5	2900	2.976 €
TH - 2xCDLF 12-12*	7.5	2900	6.620 €
TH - 3xCDLF 12-12*	7.5	2900	10.292 €

Tank ve bağlantı hortumu hariç komple fiyattır.

\* İşaretli hidroforlarda 16 bar'lık tank kullanılmalıdır.



## STANDART EKİPMANLAR

Pompalar;

Emme ve basma gövdesi. çark. mil. kademe. difüzör. koruma sacı dahil komple paslanmaz (AISI 304).

ST-37 Çelik özel imalat şase.

Paslanmaz emme ve basma kollektörleri (AISI 304).

Tam geçişli küresel vana.

Sessiz tip çek valf.

Susuz çalışmayı önleyici seviye flatörü yada seviye elektrodu.

Tam otomatik elektrik kumanda panosu (7.5 kW' a kadar direk yol vermeli).

Otomatik sıra değiştirme (rotasyon) sistemi.

Titreşim önleyici elastik takızlar.

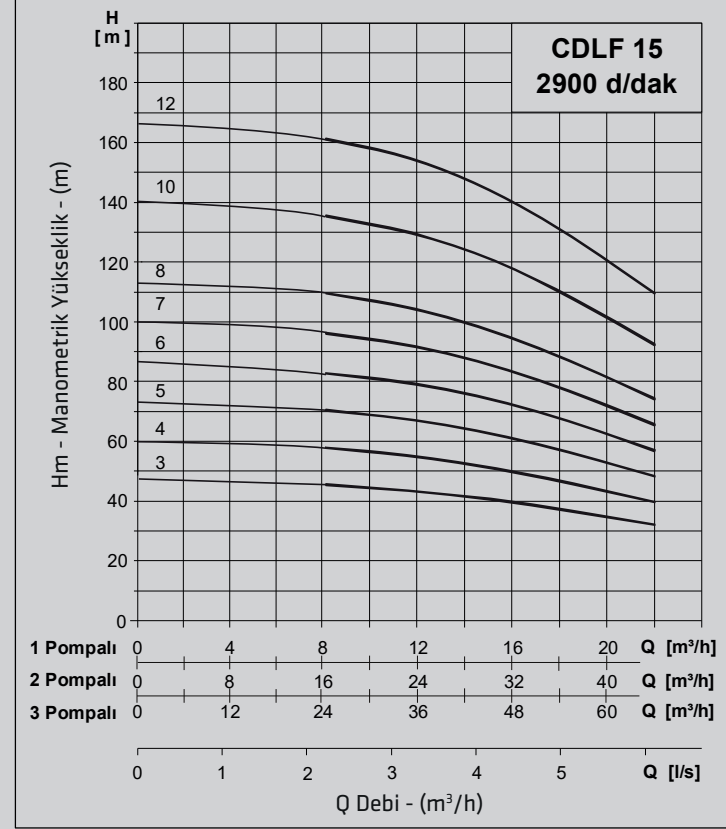
## Paslanmaz Dikey Pompalı Tam Otomatik Paket Hidroforlar

### Trifaze

Hidrofor Tipi	Motor		Liste Satış Fiyatı
	kW	rpm	
TH - 1xCDLF 15-3	3	2900	1.925 €
TH - 2xCDLF 15-3	3	2900	4.546 €
TH - 3xCDLF 15-3	3	2900	6.984 €
TH - 1xCDLF 15-4	4	2900	2.105 €
TH - 2xCDLF 15-4	4	2900	4.923 €
TH - 3xCDLF 15-4	4	2900	7.549 €
TH - 1xCDLF 15-5	4	2900	2.228 €
TH - 2xCDLF 15-5	4	2900	5.183 €
TH - 3xCDLF 15-5	4	2900	7.939 €
TH - 1xCDLF 15-6	5.5	2900	2.528 €
TH - 2xCDLF 15-6	5.5	2900	5.814 €
TH - 3xCDLF 15-6	5.5	2900	8.885 €
TH - 1xCDLF 15-7	5.5	2900	2.551 €
TH - 2xCDLF 15-7	5.5	2900	5.854 €
TH - 3xCDLF 15-7	5.5	2900	8.949 €
TH - 1xCDLF 15-8*	7.5	2900	2.765 €
TH - 2xCDLF 15-8*	7.5	2900	6.307 €
TH - 3xCDLF 15-8*	7.5	2900	9.645 €
TH - 1xCDLF 15-10*	11	2900	3.506 €
TH - 2xCDLF 15-10*	11	2900	7.718 €
TH - 3xCDLF 15-10*	11	2900	11.713 €
TH - 1xCDLF 15-12*	11	2900	3.677 €
TH - 2xCDLF 15-12*	11	2900	8.060 €
TH - 3xCDLF 15-12*	11	2900	12.226 €

Tank ve bağlantı hortumu hariç komple fiyattır.

\* İşaretli hidroforlarda 16 bar'lık tank kullanılmalıdır.



### STANDART EKİPMANLAR

Pompalar;

Emme ve basma gövdesi, çark, mil, kademe, difüzör, koruma sacı dahil komple paslanmaz (AISI 304).

ST-37 Çelik özel imalat şase.

Paslanmaz emme ve basma kollektörleri (AISI 304).

Tam geçişli küresel vana.

Sessiz tip çek valf.

Susuz çalışmayı önleyici seviye flatörü yada seviye elektrodu.

Tam otomatik elektrik kumanda panosu (7.5 kW' a kadar direk yol vermeli).

Otomatik sıra değiştirme (rotasyon) sistemi.

Titreşim önleyici elastik takızlar.

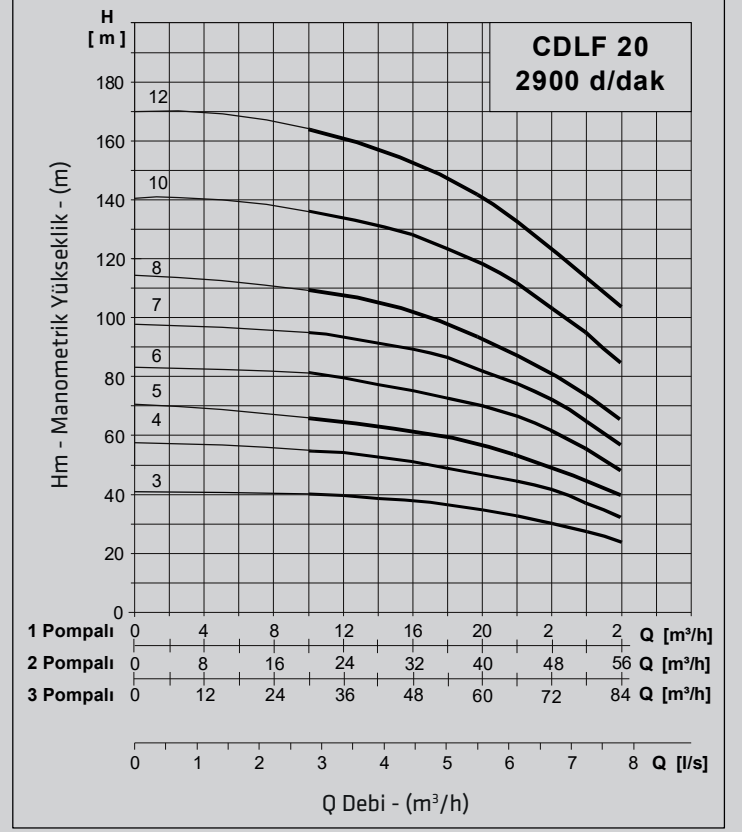
# Paslanmaz Dikey Pompalı Tam Otomatik Paket Hidroforlar

## Trifaze

Hidrofor Tipi	Motor		Liste Satış Fiyatı
	kW	rpm	
TH - 1xCDLF 20-3	4	2900	3.017 €
TH - 2xCDLF 20-3	4	2900	6.200 €
TH - 3xCDLF 20-3	4	2900	9.006 €
TH - 1xCDLF 20-4	5.5	2900	3.321 €
TH - 2xCDLF 20-4	5.5	2900	6.810 €
TH - 3xCDLF 20-4	5.5	2900	9.967 €
TH - 1xCDLF 20-5	5.5	2900	3.444 €
TH - 2xCDLF 20-5	5.5	2900	7.056 €
TH - 3xCDLF 20-5	5.5	2900	10.356 €
TH - 1xCDLF 20-6	7.5	2900	3.736 €
TH - 2xCDLF 20-6	7.5	2900	7.636 €
TH - 3xCDLF 20-6	7.5	2900	11.291 €
TH - 1xCDLF 20-7	7.5	2900	3.801 €
TH - 2xCDLF 20-7	7.5	2900	7.769 €
TH - 3xCDLF 20-7	7.5	2900	11.495 €
TH - 1xCDLF 20-8*	11	2900	4.294 €
TH - 2xCDLF 20-8*	11	2900	8.766 €
TH - 3xCDLF 20-8*	11	2900	12.943 €
TH - 1xCDLF 20-10*	11	2900	4.425 €
TH - 2xCDLF 20-10*	11	2900	9.041 €
TH - 3xCDLF 20-10*	11	2900	13.356 €
TH - 1xCDLF 20-12*	15	2900	4.949 €
TH - 2xCDLF 20-12*	15	2900	10.140 €
TH - 3xCDLF 20-12*	15	2900	15.004 €

Tank ve bağlantı hortumu hariç komple fiyattır.

\* İşaretli hidroforlarda 16 bar'lık tank kullanılmalıdır.



## STANDART EKİPMANLAR

Pompalar;

Emme ve basma gövdesi. çark. mil. kademe. difüzör. koruma sacı dahil komple paslanmaz (AISI 304).

ST-37 Çelik özel imalat şase.

Paslanmaz emme ve basma kollektörleri (AISI 304).

Tam geçişli küresel vana.

Sessiz tip çek valf.

Susuz çalışmayı önleyici seviye flatörü yada seviye elektrodu.

Tam otomatik elektrik kumanda panosu (7.5 kW' a kadar direk yol vermeli).

Otomatik sıra değiştirme (rotasyon) sistemi.

Titreşim önleyici elastik takızlar.

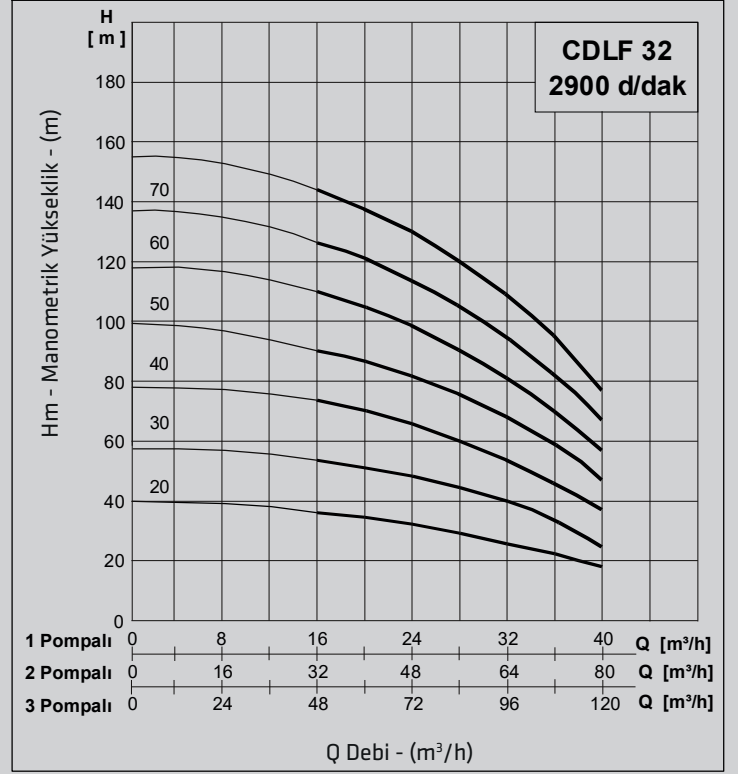
# Paslanmaz Dikey Pompalı Tam Otomatik Paket Hidroforlar

## Trifaze

Hidrofor Tipi	Motor		Liste Satış Fiyatı
	kW	rpm	
TH - 1xCDLF 32-2	4	2900	* €
TH - 2xCDLF 32-2	4	2900	* €
TH - 3xCDLF 32-2	4	2900	* €
TH - 1xCDLF 32-3	5.5	2900	* €
TH - 2xCDLF 32-3	5.5	2900	* €
TH - 3xCDLF 32-3	5.5	2900	* €
TH - 1xCDLF 32-4	7.5	2900	* €
TH - 2xCDLF 32-4	7.5	2900	* €
TH - 3xCDLF 32-4	7.5	2900	* €
TH - 1xCDLF 32-5	11	2900	* €
TH - 2xCDLF 32-5	11	2900	* €
TH - 3xCDLF 32-5	11	2900	* €
TH - 1xCDLF 32-6	11	2900	* €
TH - 2xCDLF 32-6	11	2900	* €
TH - 3xCDLF 32-6	11	2900	* €
TH - 1xCDLF 32-7*	15	2900	* €
TH - 2xCDLF 32-7*	15	2900	* €
TH - 3xCDLF 32-7*	15	2900	* €
TH - 1xCDLF 32-8*	15	2900	* €
TH - 2xCDLF 32-8*	15	2900	* €
TH - 3xCDLF 32-8*	15	2900	* €

Tank ve bağlantı hortumu hariç komple fiyattır.

\* İşaretli hidroforlarda 16 bar'lık tank kullanılmalıdır.



## STANDART EKİPMANLAR

Pompalar;

Emme ve basma gövdesi. çark. mil. kademe. difüzör. koruma sacı dahil komple paslanmaz (AISI 304).

ST-37 Çelik özel imalat şase.

Paslanmaz emme ve basma kolektörleri (AISI 304).

Tam geçişli küresel vana.

Sessiz tip çek valf.

Susuz çalışmayı önleyici seviye flatörü yada seviye elektrodu.

Tam otomatik elektrik kumanda panosu (7.5 kW' a kadar direk yol vermeli).

Otomatik sıra değiştirme (rotasyon) sistemi.

Titreşim önleyici elastik takımlar.



# Paslanmaz Dikey Pompalı Tam Otomatik Paket Hidroforlar

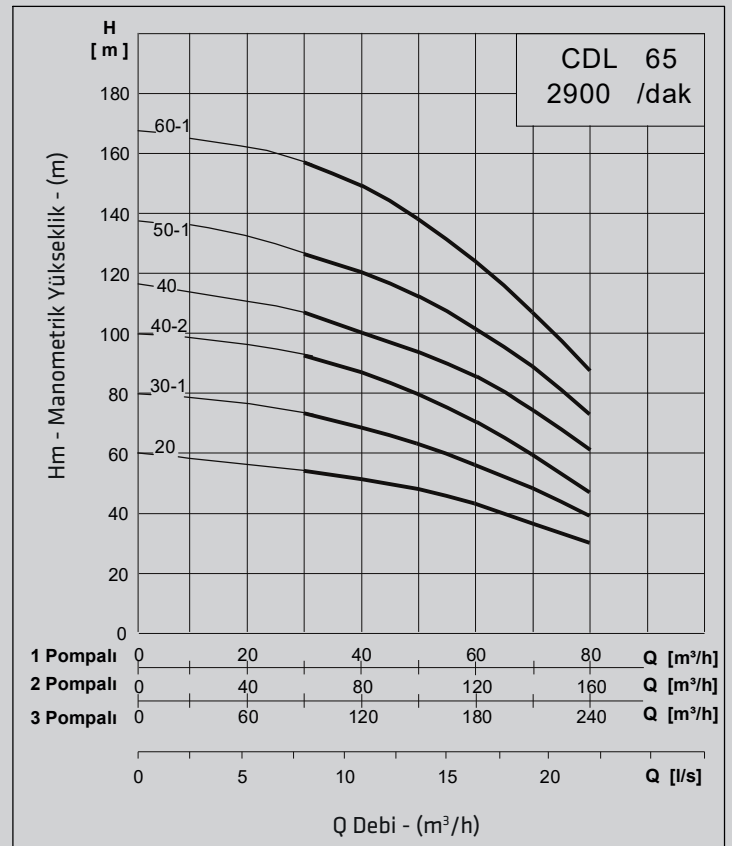
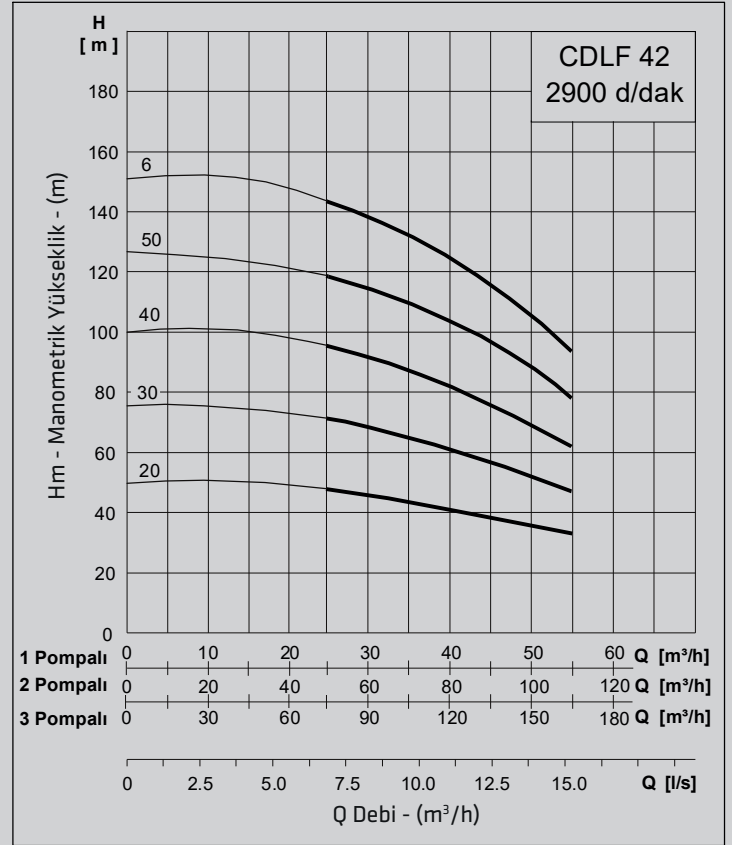
## Trifaze

Hidrofor Tipi	Motor		Liste Satış Fiyatı
	kW	rpm	
TH - 1xCDLF 42-2	7.5	2900	* €
TH - 2xCDLF 42-2	7.5	2900	* €
TH - 3xCDLF 42-2	7.5	2900	* €
TH - 1xCDLF 42-3	11	2900	* €
TH - 2xCDLF 42-3	11	2900	* €
TH - 3xCDLF 42-3	11	2900	* €
TH - 1xCDLF 42-4	15	2900	* €
TH - 2xCDLF 42-4	15	2900	* €
TH - 3xCDLF 42-4	15	2900	* €
TH - 1xCDLF 42-5*	18.5	2900	* €
TH - 2xCDLF 42-5*	18.5	2900	* €
TH - 3xCDLF 42-5*	18.5	2900	* €
TH - 1xCDLF 42-6*	22	2900	* €
TH - 2xCDLF 42-6*	22	2900	* €
TH - 3xCDLF 42-6*	22	2900	* €

TH - 1xCDLF 65-2	11	2900	* €
TH - 2xCDLF 65-2	11	2900	* €
TH - 3xCDLF 65-2	11	2900	* €
TH - 1xCDLF 65-3-1	15	2900	* €
TH - 2xCDLF 65-3-1	15	2900	* €
TH - 3xCDLF 65-3-1	15	2900	* €
TH - 1xCDLF 65-4-2	18.5	2900	* €
TH - 2xCDLF 65-4-2	18.5	2900	* €
TH - 3xCDLF 65-4-2	18.5	2900	* €
TH - 1xCDLF 65-4	22	2900	* €
TH - 2xCDLF 65-4	22	2900	* €
TH - 3xCDLF 65-4	22	2900	* €
TH - 1xCDLF 65-5-1*	30	2900	* €
TH - 2xCDLF 65-5-1*	30	2900	* €
TH - 3xCDLF 65-5-1*	30	2900	* €
TH - 1xCDLF 65-6-1*	37	2900	* €
TH - 2xCDLF 65-6-1*	37	2900	* €
TH - 3xCDLF 65-6-1*	37	2900	* €

Tank ve bağlantı hortumu hariç komple fiyattır.

\* İşaretli hidroforlarda 16 bar'lık tank kullanılmalıdır.



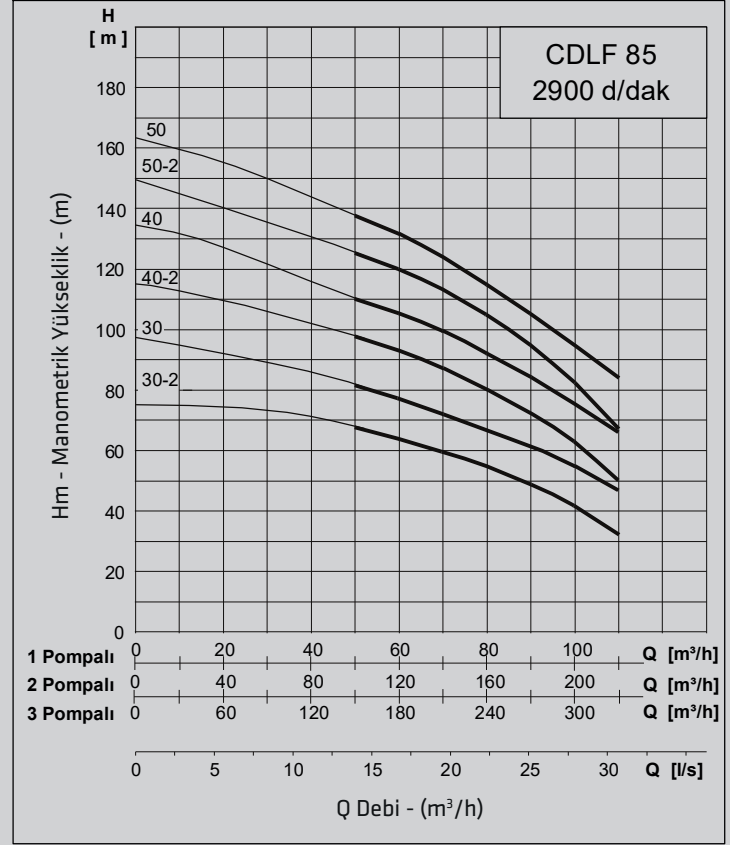
# Paslanmaz Dikey Pompalı Tam Otomatik Paket Hidroforlar

## Trifaze

Hidrofor Tipi	Motor		Liste Satış Fiyatı
	kW	rpm	
TH - 1xCDLF 85-3-2	18.5	2900	* €
TH - 2xCDLF 85-3-2	18.5	2900	* €
TH - 3xCDLF 85-3-2	18.5	2900	* €
TH - 1xCDLF 85-3	22	2900	* €
TH - 2xCDLF 85-3	22	2900	* €
TH - 3xCDLF 85-3	22	2900	* €
TH - 1xCDLF 85-4-2	30	2900	* €
TH - 2xCDLF 85-4-2	30	2900	* €
TH - 3xCDLF 85-4-2	30	2900	* €
TH - 1xCDLF 85-4	30	2900	* €
TH - 2xCDLF 85-4	30	2900	* €
TH - 3xCDLF 85-4	30	2900	* €
TH - 1xCDLF 85-5-2*	37	2900	* €
TH - 2xCDLF 85-5-2*	37	2900	* €
TH - 3xCDLF 85-5-2*	37	2900	* €
TH - 1xCDLF 85-5*	37	2900	* €
TH - 2xCDLF 85-5*	37	2900	* €
TH - 3xCDLF 85-5*	37	2900	* €

Tank ve bağlantı hortumu hariç komple fiyattır.

\* İşaretli hidroforlarda 16 bar'lık tank kullanılmalıdır.



## STANDART EKİPMANLAR

Pompalar;

Emme ve basma gövdesi. çark. mil. kademe. difüzör. koruma sacı dahil komple paslanmaz (AISI 304).

ST-37 Çelik özel imalat şase.

Paslanmaz emme ve basma kolektörleri (AISI 304).

Tam geçişli küresel vana.

Sessiz tip çek valf.

Susuz çalışmayı önleyici seviye flatörü yada seviye elektrodu.

Tam otomatik elektrik kumanda panosu (7.5 kW' a kadar direk yol vermeli).

Otomatik sıra değiştirme (rotasyon) sistemi.

Titreşim önleyici elastik takızlar.

## Frekans Kontrollü Hidrofor Pano İlave Fiyatları

Hidrofor Pano Tipleri (PFC)	NET Satış Fiyatı
1 x 0,75 kW	1.355 €
1 x 1,1 kW	1.389 €
1 x 1,5 kW	1.408 €
1 x 2,2 kW	1.489 €
1 x 3 kW	1.559 €
1 x 4 kW	1.611 €
1 x 5,5 kW	1.780 €
1 x 7,5 kW	1.965 €
1 x 11 kW	2.191 €
1 x 15 kW	2.587 €
1 x 18,5 kW	2.932 €
1 x 22 kW	3.426 €
1 x 30 kW	5.045 €
1 x 37 kW	5.839 €
1 x 45 kW	6.946 €

Hidrofor Pano Tipleri (PFC)	NET Satış Fiyatı
2 x 0,75 kW	1.614 €
2 x 1,1 kW	1.648 €
2 x 1,5 kW	1.701 €
2 x 2,2 kW	1.748 €
2 x 3 kW	1.820 €
2 x 4 kW	1.874 €
2 x 5,5 kW	2.046 €
2 x 7,5 kW	2.232 €
2 x 11 kW	2.574 €
2 x 15 kW	3.103 €
2 x 18,5 kW	3.594 €
2 x 22 kW	4.111 €
2 x 30 kW	5.698 €
2 x 37 kW	6.523 €
2 x 45 kW	8.499 €

Hidrofor Pano Tipleri (PFC)	NET Satış Fiyatı
3 x 0,75 kW	1.678 €
3 x 1,1 kW	1.712 €
3 x 1,5 kW	1.764 €
3 x 2,2 kW	1.812 €
3 x 3 kW	1.887 €
3 x 4 kW	1.946 €
3 x 5,5 kW	2.122 €
3 x 7,5 kW	2.314 €
3 x 11 kW	2.719 €
3 x 15 kW	3.265 €
3 x 18,5 kW	3.854 €
3 x 22 kW	5.239 €
3 x 30 kW	6.066 €
3 x 37 kW	6.526 €
3 x 45 kW	8.913 €

Hidrofor Pano Tipleri (ECO)	NET Satış Fiyatı
2 x 0,75 kW	1.288 €
2 x 1,1 kW	1.323 €
2 x 1,5 kW	1.375 €
2 x 2,2 kW	1.423 €
2 x 3 kW	1.491 €
2 x 4 kW	1.544 €
2 x 5,5 kW	1.713 €
2 x 7,5 kW	1.894 €
2 x 11 kW	2.029 €
2 x 15 kW	2.644 €
2 x 18,5 kW	3.012 €
2 x 22 kW	3.463 €
2 x 30 kW	4.731 €
2 x 37 kW	5.467 €
2 x 45 kW	7.037 €

Hidrofor Pano Tipleri (ECO)	NET Satış Fiyatı
3 x 0,75 kW	1.368 €
3 x 1,1 kW	1.403 €
3 x 1,5 kW	1.456 €
3 x 2,2 kW	1.502 €
3 x 3 kW	1.574 €
3 x 4 kW	1.628 €
3 x 5,5 kW	1.804 €
3 x 7,5 kW	1.984 €
3 x 11 kW	2.090 €
3 x 15 kW	2.650 €
3 x 18,5 kW	3.059 €
3 x 22 kW	3.668 €
3 x 30 kW	5.062 €
3 x 37 kW	5.268 €
3 x 45 kW	7.101 €

### Frekans Kontrollü Panoların Karşılaştırma Tablosu

	PFC	ECO
Gelişmiş Türkçe operatör paneli	✓	✓
Hidrofor ve sirkülasyon pompalarına uyum	✓	✓
Gerçek zamanlı eş yaşlandırma	✓	-(*)
Manuel çalışma seçeneği	✓	-(**)
Dâhili MODBUS (RS 485)	✓	✓
CE Normu	✓	✓
Faz sırası ve faz hatası koruması	✓	✓
Susuz çalışmaya karşı koruma	✓	✓
Uyku - uyanma fonksiyonu	✓	✓
Hata kaydı ve hata uyarısı	✓	✓
Termostat kontrollü pano havalandırması	✓	✓
Kısa devre ve aşırı yük koruması	✓	✓
Otomasyon için gerilimsiz kontaklar	✓	✓
Uzaktan start-stop	✓	✓

Not:

(\*) Sürücüden çalışan pompa sabit, yardımcı pompalar eş yaşlandırılmalı çalışır.

(\*\*) Sürücü arızalandığında sürücüden çalışan pompa durur.

Diğer pompalar manuel konumda çalışmaya devam eder.

**Tekli hidrofor ve pompalarda ECO tipi pano yapılamamaktadır.**

## Frekans Kontrollü Pompa Pano Fiyatları

Pompa Pano Tipleri (PFC)	NET Satış Fiyatı
1 x 0,75 kW	1.315 €
1 x 1,1 kW	1.348 €
1 x 1,5 kW	1.368 €
1 x 2,2 kW	1.448 €
1 x 3 kW	1.518 €
1 x 4 kW	1.570 €
1 x 5,5 kW	1.740 €
1 x 7,5 kW	1.925 €
1 x 11 kW	2.313 €
1 x 15 kW	2.743 €
1 x 18,5 kW	3.088 €
1 x 22 kW	3.740 €
1 x 30 kW	5.530 €
1 x 37 kW	6.410 €
1 x 45 kW	7.573 €

Pompa Pano Tipleri (PFC)	NET Satış Fiyatı
2 x 0,75 kW	1.713 €
2 x 1,1 kW	1.748 €
2 x 1,5 kW	1.800 €
2 x 2,2 kW	1.848 €
2 x 3 kW	1.920 €
2 x 4 kW	1.973 €
2 x 5,5 kW	2.145 €
2 x 7,5 kW	2.338 €
2 x 11 kW	2.940 €
2 x 15 kW	3.538 €
2 x 18,5 kW	4.030 €
2 x 22 kW	4.813 €
2 x 30 kW	6.678 €
2 x 37 kW	7.730 €
2 x 45 kW	9.745 €

Pompa Pano Tipleri (PFC)	NET Satış Fiyatı
3 x 0,75 kW	1.868 €
3 x 1,1 kW	1.900 €
3 x 1,5 kW	1.953 €
3 x 2,2 kW	2.000 €
3 x 3 kW	2.075 €
3 x 4 kW	2.135 €
3 x 5,5 kW	2.310 €
3 x 7,5 kW	2.510 €
3 x 11 kW	3.320 €
3 x 15 kW	3.948 €
3 x 18,5 kW	4.563 €
3 x 22 kW	6.323 €
3 x 30 kW	7.820 €
3 x 37 kW	8.880 €
3 x 45 kW	11.323 €

Pompa Pano Tipleri (ECO)	NET Satış Fiyatı
2 x 0,75 kW	1.388 €
2 x 1,1 kW	1.423 €
2 x 1,5 kW	1.475 €
2 x 2,2 kW	1.523 €
2 x 3 kW	1.590 €
2 x 4 kW	1.643 €
2 x 5,5 kW	1.813 €
2 x 7,5 kW	2.000 €
2 x 11 kW	2.395 €
2 x 15 kW	3.080 €
2 x 18,5 kW	3.448 €
2 x 22 kW	4.165 €
2 x 30 kW	5.710 €
2 x 37 kW	6.673 €
2 x 45 kW	8.283 €

Pompa Pano Tipleri (ECO)	NET Satış Fiyatı
3 x 0,75 kW	1.558 €
3 x 1,1 kW	1.593 €
3 x 1,5 kW	1.645 €
3 x 2,2 kW	1.690 €
3 x 3 kW	1.763 €
3 x 4 kW	1.818 €
3 x 5,5 kW	1.993 €
3 x 7,5 kW	2.180 €
3 x 11 kW	2.693 €
3 x 15 kW	3.333 €
3 x 18,5 kW	3.768 €
3 x 22 kW	4.753 €
3 x 30 kW	6.815 €
3 x 37 kW	7.620 €
3 x 45 kW	9.510 €

## Frekans Kontrollü Panoların Karşılaştırma Tablosu

	PFC	ECO
Gelişmiş Türkçe operatör paneli	✓	✓
Hidrofor ve sirkülasyon pompalarına uyum	✓	✓
Gerçek zamanlı eş yaşlandırma	✓	-(*)
Manuel çalışma seçeneği	✓	-(**)
Dâhili MODBUS (RS 485)	✓	✓
CE Normu	✓	✓
Faz sırası ve faz hatası koruması	✓	✓
Susuz çalışmaya karşı koruma	✓	✓
Uyku - uyanma fonksiyonu	✓	✓
Hata kaydı ve hata uyarısı	✓	✓
Termostat kontrollü pano havalandırması	✓	✓
Kısa devre ve aşırı yük koruması	✓	✓
Otomasyon için gerilimsiz kontaklar	✓	✓
Uzaktan start-stop	✓	✓

Not:

(\*) Sürücünden çalışan pompa sabit, yardımcı pompalar eş yaşlandırılmalı çalışır.

(\*\*) Sürücü arızalandığında sürücünden çalışan pompa durur.

Diğer pompalar manuel konumda çalışmaya devam eder.

**Tekli hidrofor ve pompalarda ECO tipi pano yapılamamaktadır.**

YATIK TİP MEMBRANLI HİDROFOR TANKLARI		Liste Satış Fiyatı
Tank Hacmi 10 BAR	Tipi	
24 lt.	Küre tipi membranlı hidrofor tankı	40 €
24 lt.	Yatık tip membranlı hidrofor tankı	48 €
50 lt.	Yatık tip membranlı hidrofor tankı	73 €
80 lt.	Yatık tip membranlı hidrofor tankı	130 €
100 lt.	Yatık tip membranlı hidrofor tankı	133 €

DİK TİP MEMBRANLI HİDROFOR TANKLARI		Liste Satış Fiyatı
Tank Hacmi 10 BAR	Tank Hacmi ve Tipi	
100 lt.	Dik tip membranlı hidrofor tankı	140 €
200 lt.	Dik tip membranlı hidrofor tankı	250 €
300 lt.	Dik tip membranlı hidrofor tankı	325 €
500 lt.	Dik tip membranlı hidrofor tankı	470 €
750 lt.	Dik tip membranlı hidrofor tankı	720 €
1000 lt.	Dik tip membranlı hidrofor tankı	860 €
1500 lt.	Dik tip membranlı hidrofor tankı	1.670 €
2000 lt.	Dik tip membranlı hidrofor tankı	2.305 €

16 BAR		Liste Satış Fiyatı
100 lt.	Dik tip membranlı hidrofor tankı	
200 lt.	Dik tip membranlı hidrofor tankı	412 €
300 lt.	Dik tip membranlı hidrofor tankı	457 €
500 lt.	Dik tip membranlı hidrofor tankı	1.030 €
750 lt.	Dik tip membranlı hidrofor tankı	1.290 €
1000 lt.	Dik tip membranlı hidrofor tankı	1.715 €
1500 lt.	Dik tip membranlı hidrofor tankı	2.805 €
2000 lt.	Dik tip membranlı hidrofor tankı	3.395 €

Tank Hacmi	Tank Montaj Hortumu Fiyat Listesi	Liste Satış Fiyatı
100 lt.	1" Esnek hortum ve grubu	40 €
200...500 lt.	1 1/4" Esnek hortum ve grubu	55 €
750...2000 lt.	2" Esnek hortum ve grubu	105 €

**Genleşme tanklarında garanti ve marka tercihi Standart Pompa' ya aittir.**

Pompa Tiplerine Göre Önerilen En Küçük Tank Hacimleri			
SB 80 Pompalar	100 lt.	SKM-V 50 Pompalar	1000 lt.
SB 90 Pompalar	200 lt.	SKM-V 65 Pompalar	2x 1000 lt.
SB 100 Pompalar	300 lt.	CDLF 4 Pompalar	200 lt.
SB 130 Pompalar	500 lt.	CDLF 8 Pompalar	300 lt.
GRV-VD Pompalar	200 lt.	CDLF 12 Pompalar	500 lt.
GRV-VB Pompalar	300 lt.	CDLF 15 Pompalar	500 lt.
SKM-V 32 Pompalar	500 lt.	CDLF 20 Pompalar	750 lt.
SKM-V 40 Pompalar	750 lt.		

# Standart

Pompa • Yangın Söndürme Sistemleri • Hidrofor

## NMT ISLAK ROTORLU SİRKÜLASYON POMPALARI



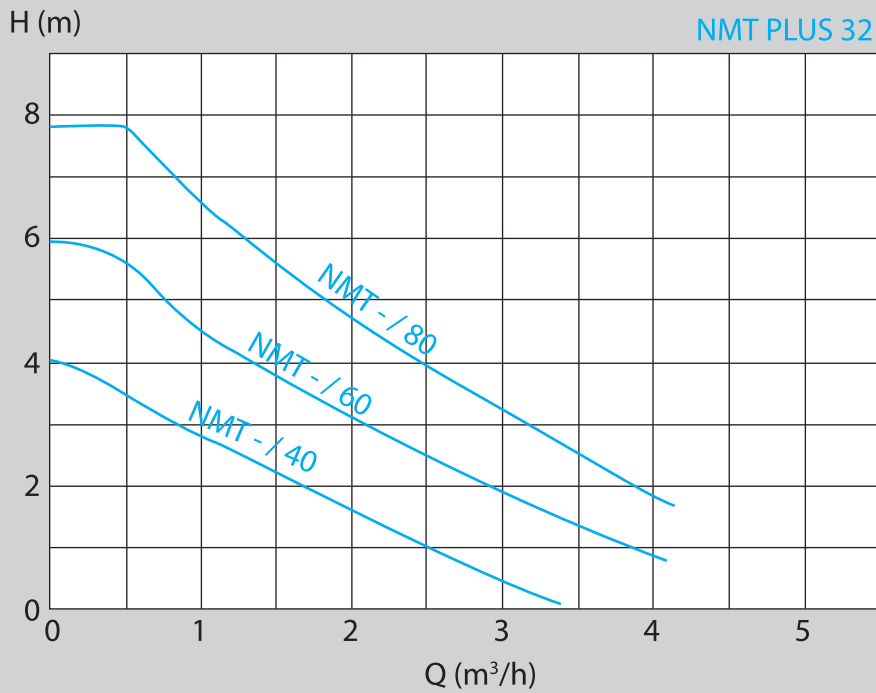
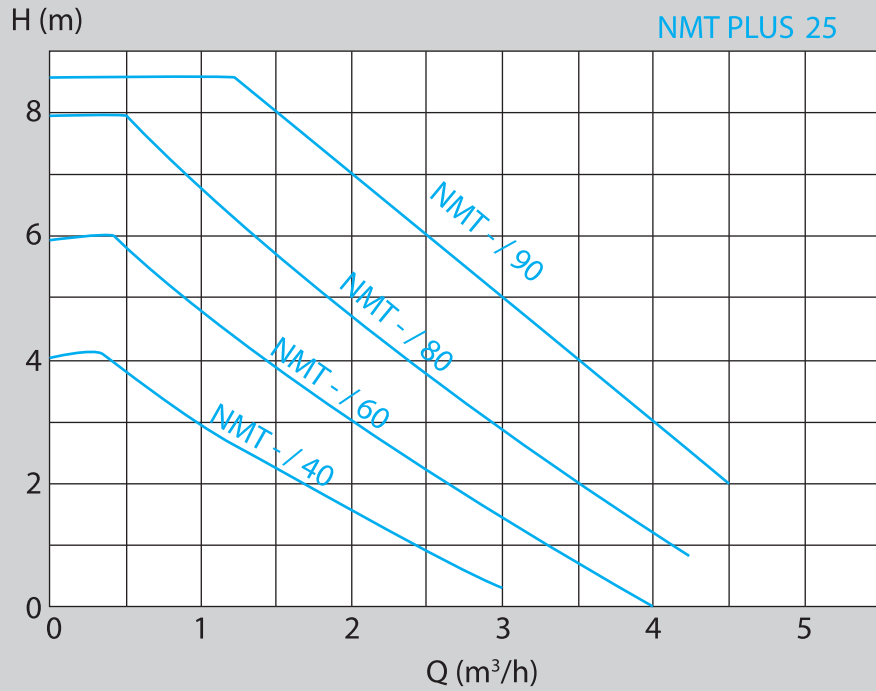
Standart

# NMT PLUS

Pompa Tipleri	EEI	A (mm)	B	Pmax (w)	Fiyat
NMT PLUS 25/40-130	0,16	130	Rp 1	20	152 €
NMT PLUS 25/60-130	0,18	130	Rp 1	35	160 €
NMT PLUS 25/80-130	0,21	130	Rp 1	55	173 €
NMT PLUS 25/90-130	0,23	130	Rp 1	100	223 €
NMT PLUS 32/40-180	0,15	180	Rp 1¼	20	161 €
NMT PLUS 32/60-180	0,17	180	Rp 1¼	35	163 €
NMT PLUS 32/80-180	0,19	180	Rp 1¼	55	173 €

Pompa Tipleri	EEI	A (mm)	B	Pmax (w)	Fiyat
NMTD PLUS 25/60-180	0,17	180	Rp 1	2x35	320 €
NMTD PLUS 25/80-180	0,19	180	Rp 1	2x55	358 €
NMTD PLUS 25/90-180	0,21	180	Rp 1	2x100	419 €

Rakor Tipleri	Fiyat
Rp ¾"	10 €
Rp 1"	11 €
Rp 1¼"	14 €



## NMT SMART

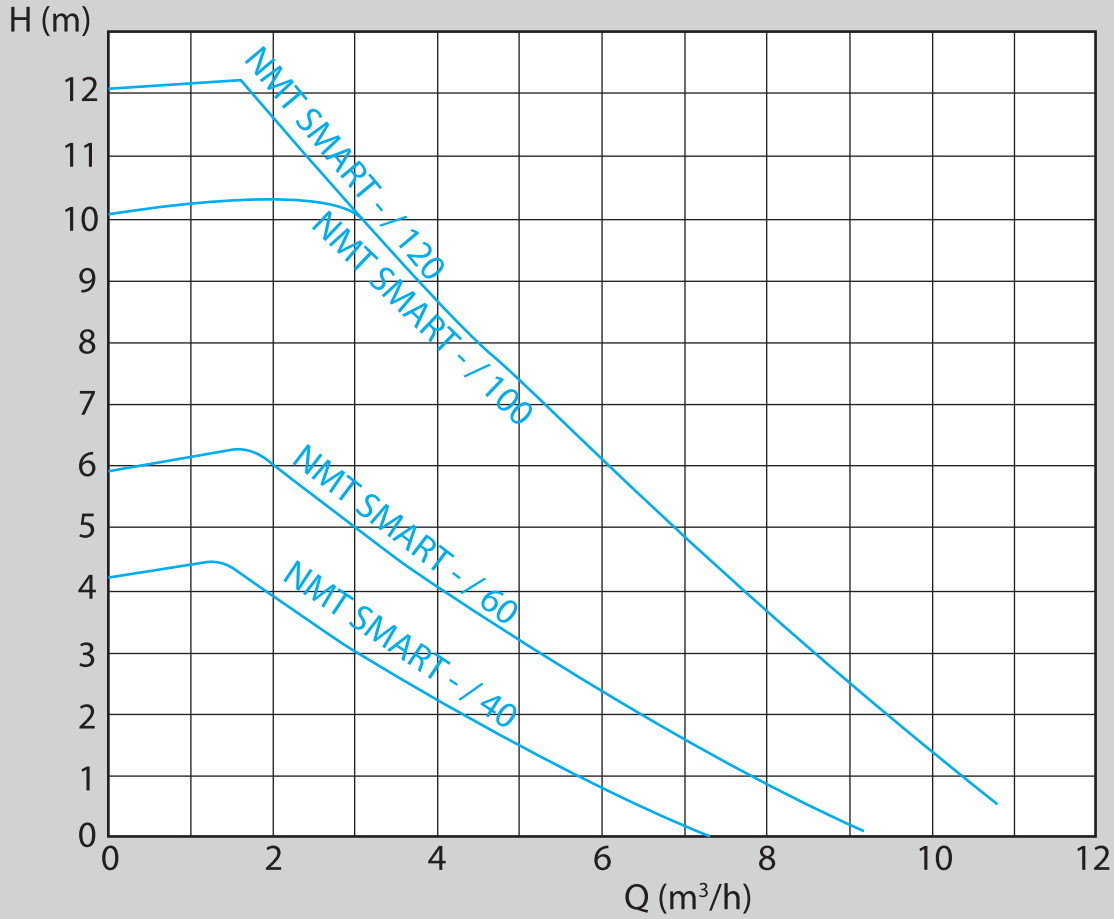
Pompa Tipleri	EEl	A (mm)	B	Pmax (w)	Fiyat
NMT SMART 25/60-180	≤ 0,21	180	Rp 1	90	568 €
NMT SMART 25/100-180	≤ 0,21	180	Rp 1	180	829 €
NMT SMART 32/60-180	≤ 0,21	180	Rp 1¼	90	568 €
NMT SMART 32/100-180	≤ 0,21	180	Rp 1¼	180	839 €
NMT SMART 32/120-180	≤ 0,21	180	Rp 1¼	180	858 €

Pompa Tipleri	EEl	A (mm)	B	Pmax (w)	Fiyat
NMTD SMART 32/60-180	≤ 0,21	180	Rp 1¼	2x90	1.172 €
NMTD SMART 32/100-180	≤ 0,21	180	Rp 1¼	2x180	1.665 €

Pompa Tipleri	EEl	A (mm)	B	Pmax (w)	Fiyat
NMT SMART 32/40 F	≤ 0,21	220	DN 32	60	670 €
NMT SMART 32/60 F	≤ 0,21	220	DN 32	90	697 €
NMT SMART 32/100 F	≤ 0,21	220	DN 32	180	755 €
NMT SMART 40/60 F	≤ 0,21	220	DN 40	90	730 €
NMT SMART 40/100 F	≤ 0,21	220	DN 40	180	760 €
NMT SMART 50/100 F	≤ 0,21	240	DN 50	180	963 €

Pompa Tipleri	EEl	A (mm)	B	Pmax (w)	Fiyat
NMTD SMART 40/60 F	≤ 0,21	220	DN 40	2x90	1.425 €
NMTD SMART 40/100 F	≤ 0,21	220	DN 40	2x180	1.529 €

Rakor Tipleri	Fiyat
Rp ¾"	10 €
Rp 1"	11 €
Rp 1¼"	14 €

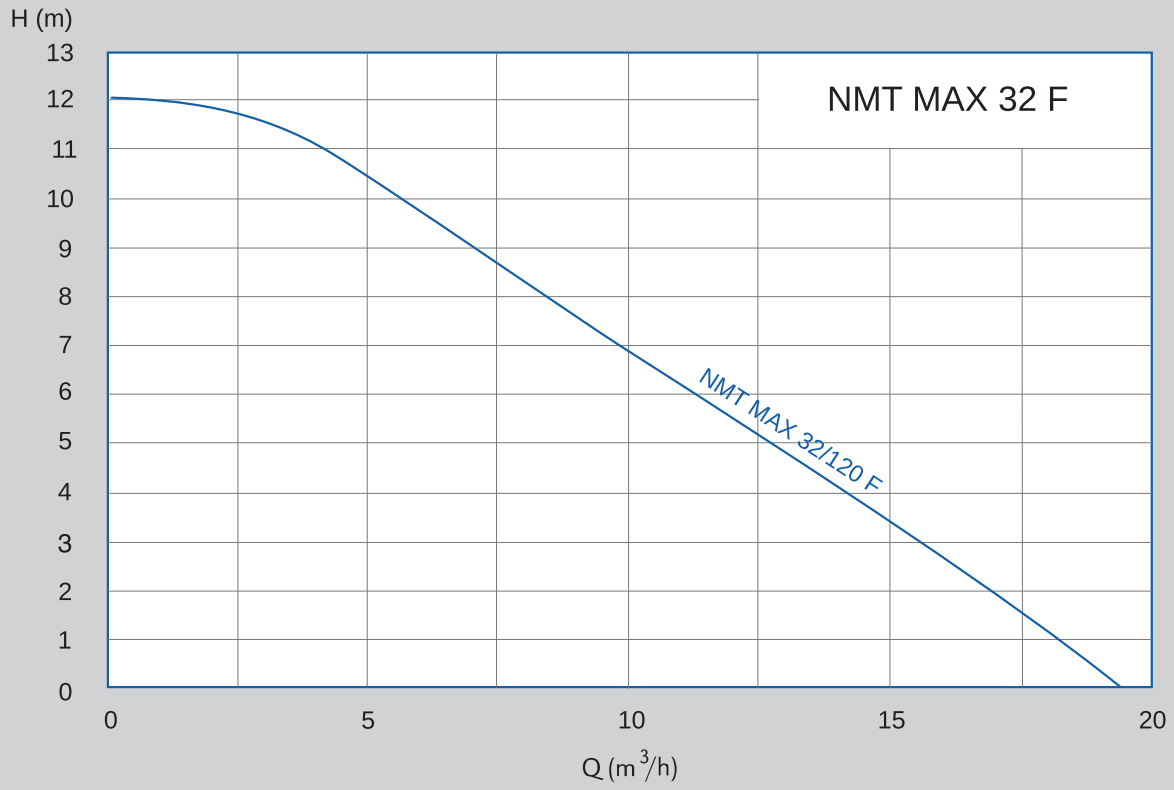




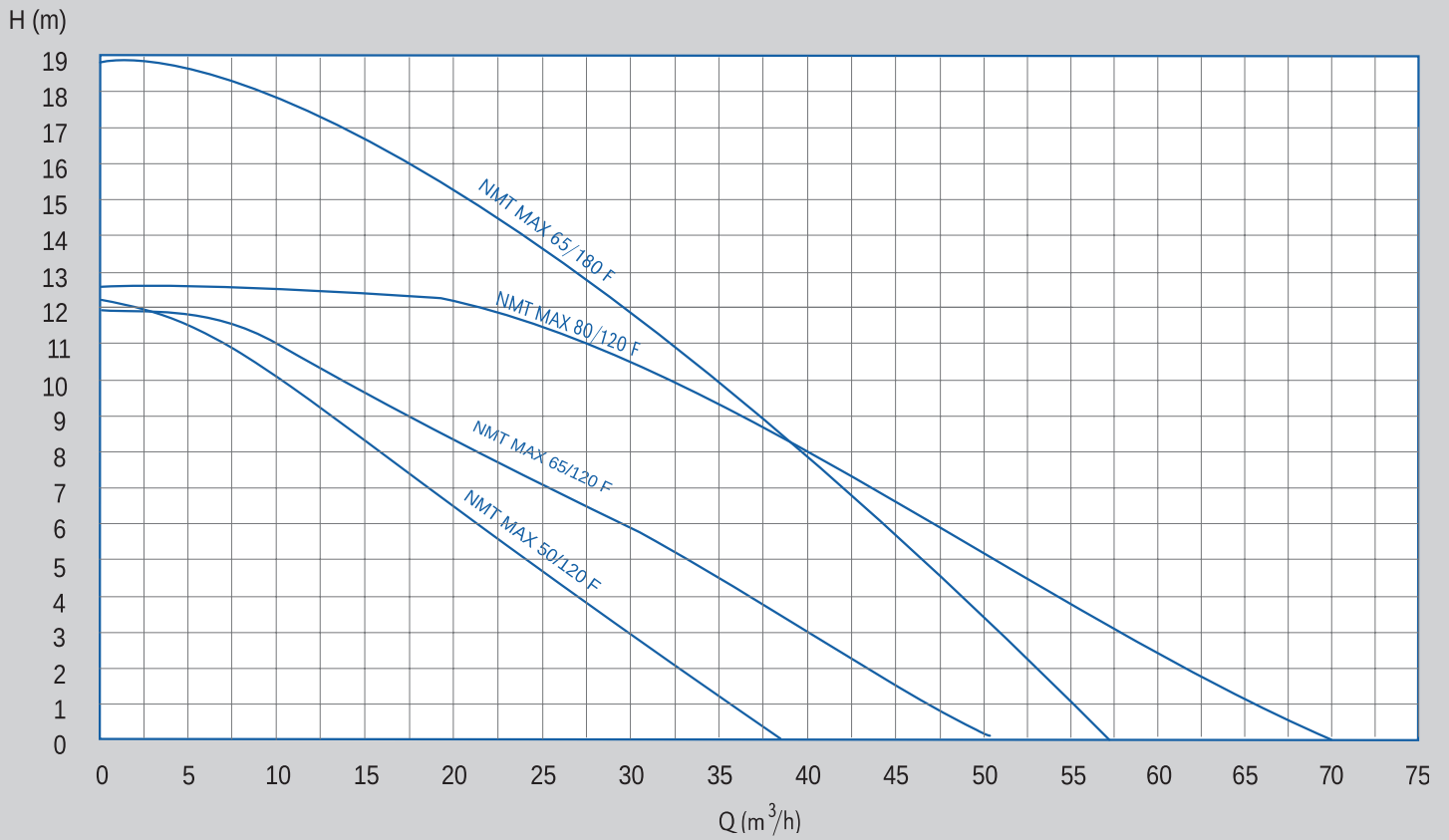
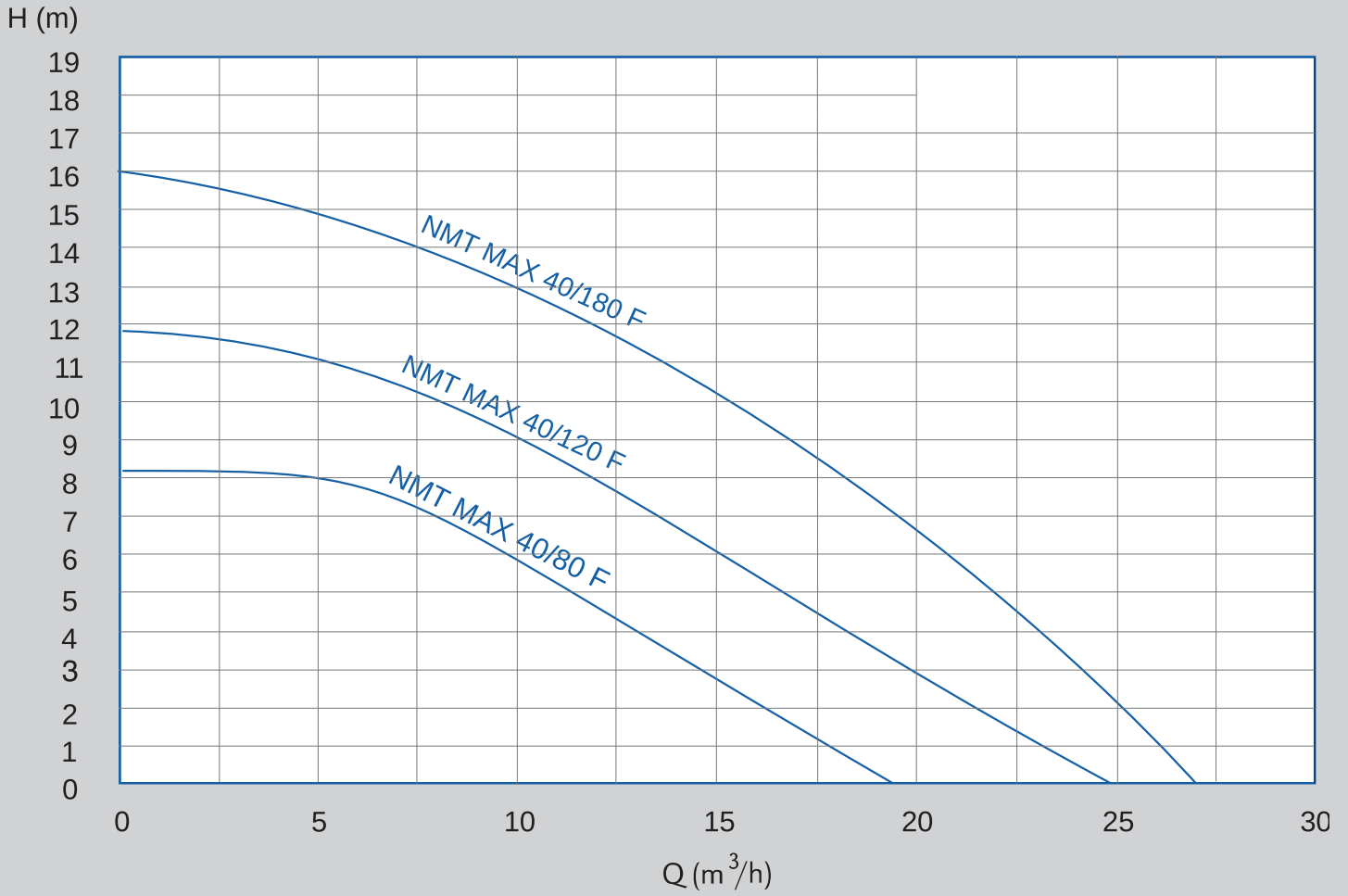
## NMT MAX

Pompa Tipleri	EEl	A (mm)	B	PN	Pmax (w)	Fiyat
NMT MAX II S 32/120 F	≤ 0,20	220	DN 32	6/10	370	<b>1.136 €</b>
NMT MAX II S 40/80 F	≤ 0,21	250	DN 40	6/10	270	<b>1.040 €</b>
NMT MAX II S 40/120 F	≤ 0,21	250	DN 40	6/10	480	<b>1.450 €</b>
NMT MAX II S 40/180 F	≤ 0,21	250	DN 40	6/10	680	<b>2.095 €</b>
NMT MAX II S 50/120 F	≤ 0,21	280	DN 50	6/10	560	<b>1.905 €</b>
NMT MAX II S 65/120 F	≤ 0,20	340	DN 65	6/10	810	<b>2.420 €</b>
NMT MAX C 65/180 F	≤ 0,20	340	DN 65	6/10	1550	<b>3.080 €</b>
NMT MAX C 80/120 F	≤ 0,20	360	DN 80	10	1380	<b>3.280 €</b>

Pompa Tipleri	EEl	A (mm)	B	PN	Pmax (w)	Fiyat
NMTD MAX II S 40/120 F	≤ 0,21	250	DN 40	6/10	2x480	<b>2.925 €</b>
NMTD MAX II S 50/120 F	≤ 0,21	280	DN 50	6/10	2x560	<b>3.420 €</b>
NMTD MAX II S 65/120 F	≤ 0,20	340	DN 65	6/10	2x810	<b>4.630 €</b>
NMTD MAX C 80/120 F	≤ 0,20	360	DN 80	10	2x1380	<b>5.750 €</b>

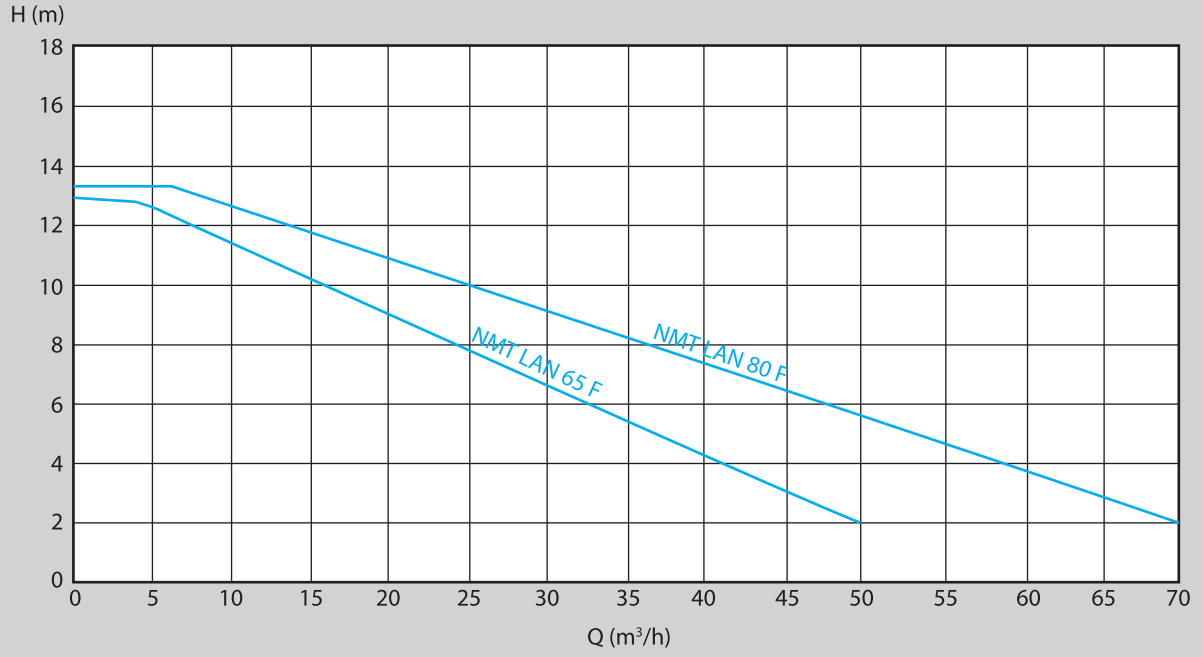


# NMT MAX



Pompa Tipleri	EEl	A (mm)	B	PN	Pmax (w)	Fiyat
NMTD LAN 65 F	≤ 0,23	340	DN 65	6/10	2x1100	3.480 €
NMTD LAN 80 F	≤ 0,23	360	DN 80	10	2x1600	4.325 €

Stoklarla sınırlıdır. Bilgi almak için firmamıza başvurunuz.





Tasarım ve boyut değişikliği hakkı saklıdır.  
Baskı hatalarından dolayı sorumluluk kabul edilmez.

**STANDART POMPA VE MAKİNA SANAYİ TİC. A.Ş.**

Dudullu Organize Sanayi Bölgesi, 2. Cadde  
No: 9 34775 Ümraniye İstanbul / Türkiye  
T: +90 216 466 89 00 F: +90 216 415 88 60  
[www.standartpompa.com](http://www.standartpompa.com)